



ASCENDER GUIDES



**parent\_summary\_tab**



# Table of Contents



## II. View the Summary page and your student's information (if available).

### **ASCENDER ParentPortal > Summary**


The Summary page is the first page displayed when you successfully log on to ASCENDER ParentPortal. This page provides your student's schedule, current average for each class, and attendance for the current date. You may also see a district or campus message if available.

If your student's report card or IPR is available, a link is provided.

#### Mobile App Features

The ASCENDER ParentPortal uses a Responsive Design approach, which means the software detects the screen size and orientation of your device, and changes the layout accordingly so that you have the best viewing experience.

Some features you may experience as the screen gets narrower:

- The side menu will collapse (i.e., hide). Click  to view the side menu.
- Objects on the screen will shift from side-by-side to stacked vertically.
- Grids (such as the student's schedule) will adjust by hiding the columns, beginning with the column furthest to the right. Tap the row to view any hidden data.

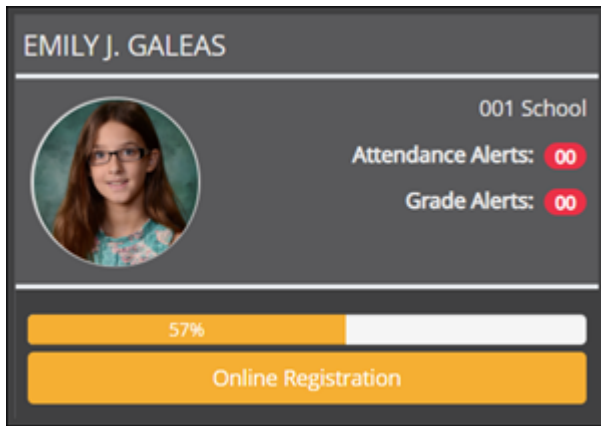
Some features you may experience as the screen gets wider:

- Buttons will get wider but not taller.

☐ Select Summary from the Navigation menu to access this page.

## Student Information

A student summary card is displayed for each student added to your account which displays the number of unread alerts for your student (according to your alert settings).



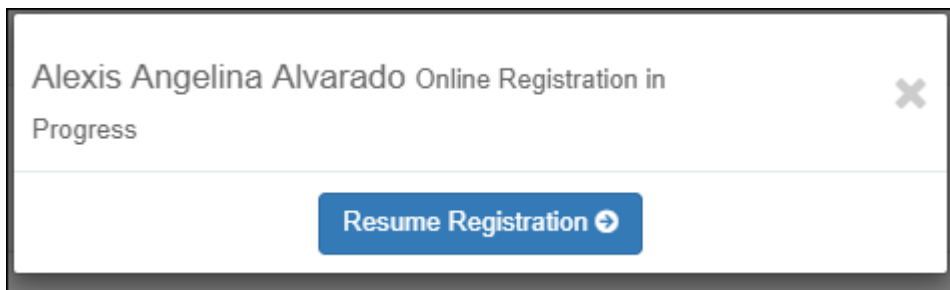
During the Online Registration period, additional information and tools are available on each student summary card.

## Online Registration

### During the annual online registration window:

You can easily see your student's progress in the registration process and access the page where you can complete the forms.

If your student's registration is in progress, a pop-up window opens from this page.



☐ Click **Resume Registration** to continue the registration process.

Or, click  to close the pop-up window and continue registration later.

Once you have completed registration, the pop-up window will no longer appear.

**NOTE:** On the Summary page, the **Registration** button will be red, yellow, or green depending on how far along you are in the process.

- The information is green if all forms are completed (i.e., 100%).

Nicholas Ryan Acevedo

---

ASCENDER High School

Attendance Alerts: 0

Grade Alerts: 0

---

100%

Registration

- The information is yellow if most of the forms are completed (i.e., 50%-99%).

✓ Annette Horne

---

105 School

Attendance Alerts: 0

Grade Alerts: 0

---

67%

Registration

- The information is red if fewer than half of the forms are completed (i.e., 0%-49%).

Pablo Wayne Aguilar

---

ASCENDER Middle School

Attendance Alerts: 0

Grade Alerts: 0

---

Registration

- The card is highlighted and has a check mark for the selected student.

✓ Jonathan Agnew

---

ASCENDER Elementary School

Attendance Alerts: 0

☐ To begin or resume the registration process, click **Resume Registration** on the pop-up window, or click the **Registration** button on the student's card.

The [Registration](#) page opens.

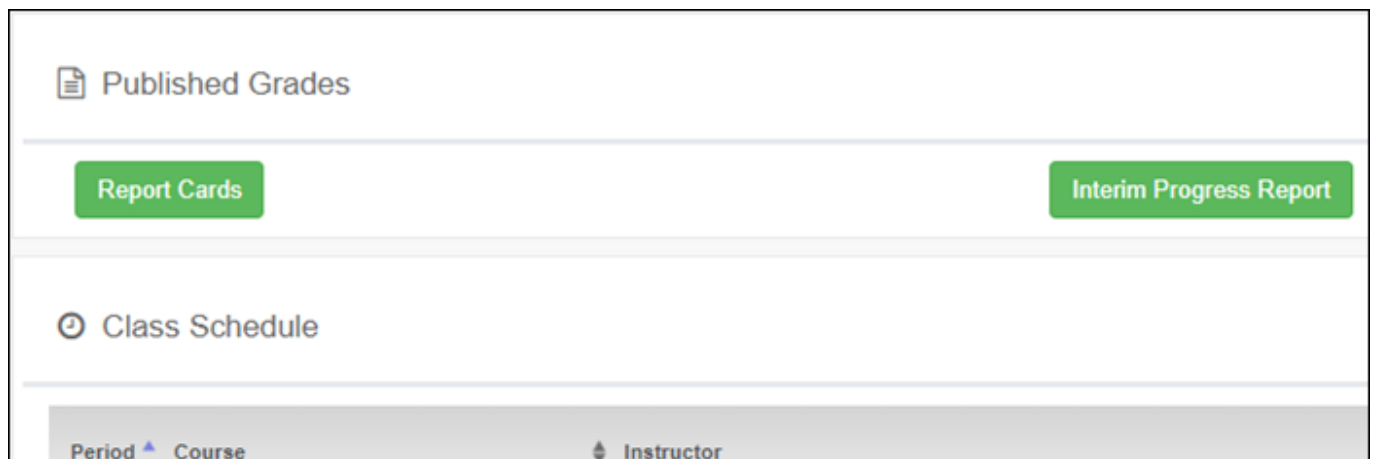
## Campus Message

If campus notes have been entered, they are displayed.

**MOBILE DEVICE USERS:** On a mobile device, tap **View Campus Notes** to view any notes provided by the campus.

## Published Grades

If your student's report card or interim progress report (IPR) is available, a button is displayed.



☐ Click the **Report Cards** button to view the student's report card. If a skills-based report card is available, the **Skills Based Report Cards** button is displayed.



**ASCDISD PARENTPORTAL**

Selected Student: Emily Michelle Adcock

**DISTRICT:**  
SIEXT ISD  
Principal Name: JOSEPH JIMENEZ  
Telephone: 555-435-7136

**CAMPUS:**  
041 School 2 sem campus 6th-8th

**STUDENT:** Add Student

**NAVIGATION:**  
Summary  
Attendance  
Grades  
Discipline  
Immunizations

### Secondary Report Card

041 School 2 sem campus 6th-8th 80871 041 Street Alamo City, TX 46014 Principal Name: JOSEPH JIMENEZ Telephone: 555-435-7136		Student: 019282 Adcock, Emily Michelle Grade: 08 Address: 48173 Hickory Canyon Alamo City, TX 47764 Counselor: APPERLEY, AMANDA M Phone:		Sem: 2 Control Nbr: 653 School Year: 2018-2019 Date Run: Thu Oct 24 13:27:49 CDT 2019	
---	--	---	--	--	--

Course	Title	Typ	Per	Semester One				Semester Two				Final Grade	Units of Credits	
				Cycle 1		Exam	Grd Average	Cycle 1		Exam	Grd Average			
				Grade	Cit			Grade	Cit					Grade
Advisory A - MS	00												0.0	
SCI 8B SP	00		90	S	90								0.0	
SCI 8B SP	00							76	S	84		80	0.0	
Band 8 Wind Ens	01		94	S	90		92	92	100		90	99	96	0.0
Social Stud 8	02		85	S	85		100	87	88		88	88	88	0.0
Algebra 1 MS	03		92	S	85		90	89	95		95	82	94	1.0
Science 8	04		95	S	82		70	87	75		88	85	82	0.0
PACS 1	05		93	S	97		98	95	82		88	86	85	0.0
AVID 8-MS	05		99	S	100		95	99					99	0.0
SOAR	05										99	99	99	0.0
ELAR 8	06		84	S	88		80	85	92		92	92	89	0.0
Athletics 8-G	07		99	E	97		90	97	100		100	100	99	0.0

Course	Title	Per	Teacher	Comment Code(s)	Excused Absences			Unexcused			School Related Abs			Tardies					
					Cyc	Semester		Ytd	Cyc	Semester		Ytd	Cyc	Semester		Ytd	Cyc	Semester	
						1	2			1	2			1	2			1	2
Advisory A - MS	00		BARDEN, ANNA																
SCI 8B SP	00		JOHNSON, JOSEPHINE																
SCI 8B SP	00		JOHNSON, JOSEPHINE																
Band 8 Wind Ens	01		ARREDONDO, ANA						2	4	5	9			1	1			
Social Stud 8	02		AUSTRIA, ANDRES						2	4	5	9			1	1			
Algebra 1 MS	03		WARNER, VICTORIA						2	4	5	9			1	1			

Click the **Interim Progress Report** button to view the student's IPR.

**ASCDISD PARENTPORTAL**

Selected Student: Emily Michelle Adcock

**DISTRICT:**  
SIEXT ISD  
Principal Name: JOSEPH JIMENEZ  
Telephone: 555-435-7136

**CAMPUS:**  
041 School 2 sem campus 6th-8th

**STUDENT:** Add Student

**NAVIGATION:**  
Summary  
Attendance  
Grades  
Discipline  
Immunizations

### Interim Progress Report

SIEXT ISD 041 School 2 sem campus 6th-8th 80871 041 Street Alamo City, TX 46014		Student: 019282 Adcock, Emily Michelle Grade: 08 Address: 48173 Hickory Canyon Alamo City TX 47764		Sem: 2 Control Nbr: 653 School Year: 2018-2019 Date Run: Fri Oct 25 15:41:32 CDT 2019	
--	--	---	--	--	--

Course Number	Course Title	Period	Teacher Name	Curr Avg	Overall Avg	Cycle Abs			Comment Codes	Notes
						Exc	Un	Sch		
9505	I.E. Period	00 - 00	JOHNSON, JOSEPHINE			0	2	0		
9506	Advisory A - MS	00 - 00	BARDEN, ANNA	100		0	2	0		
AC82	SCI 8B SP **	00 - 00	JOHNSON, JOSEPHINE	884		0	2	0		
F814	Band 8 Wind Ens	01 - 01	ARREDONDO, ANA	100		0	2	0		
5802	Social Stud 8	02 - 02	AUSTRIA, ANDRES	889		0	2	0	A	IPR Comment is an A for Outstanding Student.
2111	Algebra 1 MS	03 - 03	WARNER, VICTORIA	895		0	2	0		
C882	Science 8	04 - 04	ARREDONDO, ANA	888		0	2	0		
L823	PACS 1	05 - 05	POWLEDGE, MONIQUE	888		0	0	0		
L827	SOAR	05 - 05	GUTIERREZ, JANETH	898		0	2	0		
E882	ELAR 8	06 - 06	GONZALES, HENRETTA	892		0	2	0		
P880	Athletics 8-G	07 - 07	APPERLEY, AMANDA	100		0	2	0		

\*\* Self Paced Course

Explanation of Comment Codes Used

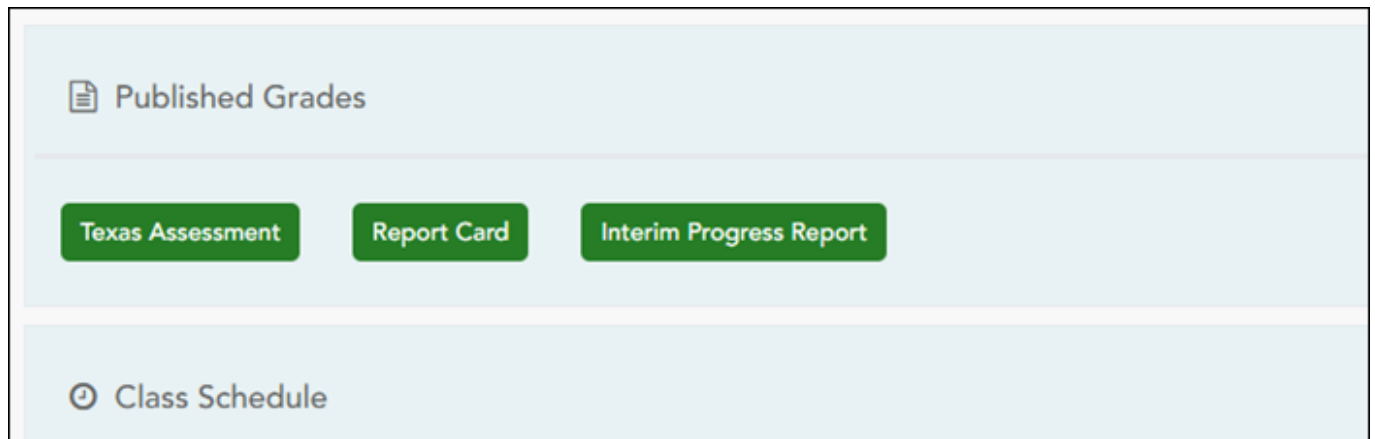
A-Outstanding Student

Grading System: A: 100-90, B: 89-80 C: 79-75 D:74-70 F: 69-60  
Please visit our district website at <http://www.teesisd.net>

The report is displayed. Click **Print Screen** to print the screen as it appears on the page. **NOTE:** Print screen dimension can be no greater than 992 pixels.

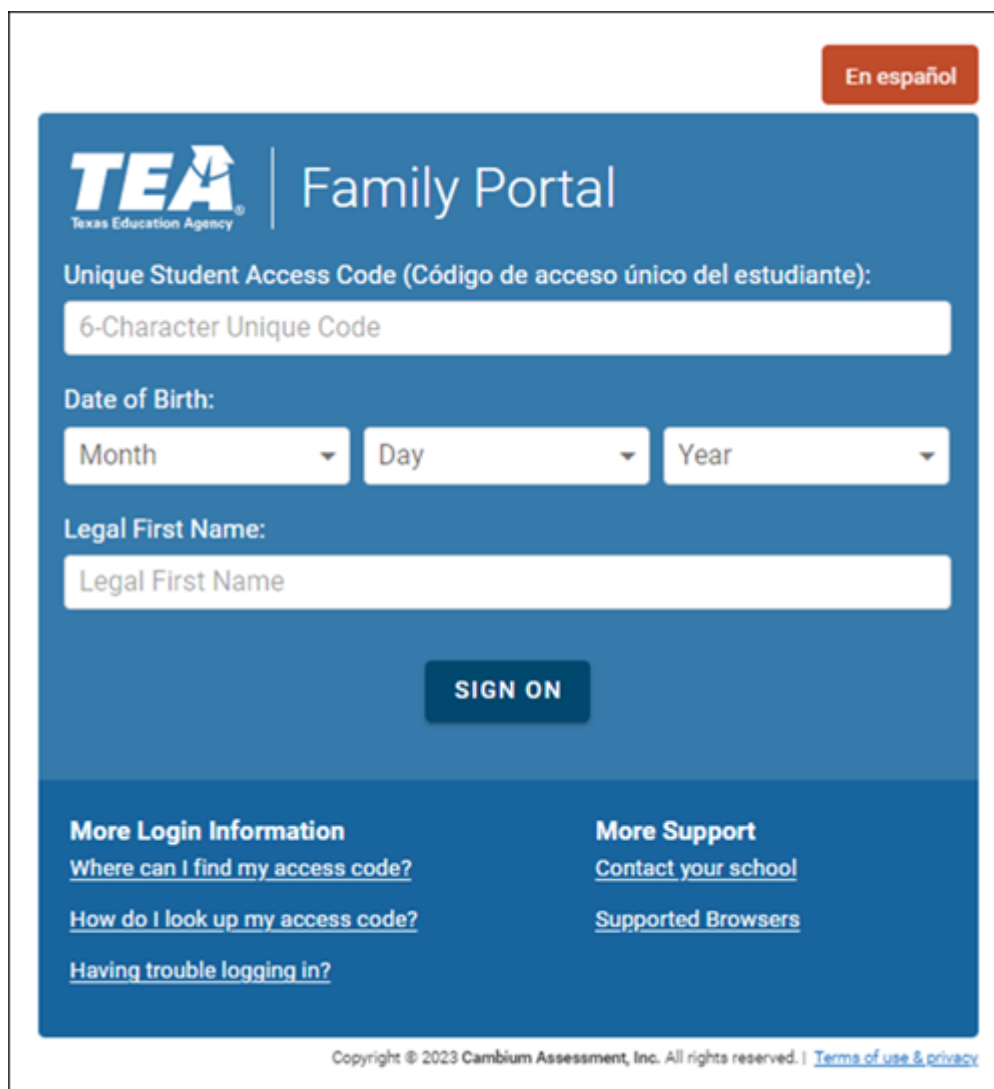
Only the most current report card or IPR is provided.

If your student's Texas Assessments are available, a button is displayed.



The screenshot shows a light blue interface with two main sections. The top section, titled 'Published Grades' with a document icon, contains three green buttons: 'Texas Assessment', 'Report Card', and 'Interim Progress Report'. The bottom section, titled 'Class Schedule' with a clock icon, is currently empty.

❑ Click the **Texas Assessment** button to be directed to the [Family Portal login page](#) to login and view the student's available assessments, or [click here](#) to view information for ASCENDER ParentPortal Single Sign-on.



The screenshot shows the TEA Family Portal login page. At the top right is a red button labeled 'En español'. The header features the TEA logo and the text 'Family Portal'. Below the header, the text 'Unique Student Access Code (Código de acceso único del estudiante):' is followed by a text input field labeled '6-Character Unique Code'. Below this is the 'Date of Birth:' section with three dropdown menus for 'Month', 'Day', and 'Year'. The 'Legal First Name:' section has a text input field labeled 'Legal First Name'. A large blue 'SIGN ON' button is centered below the name field. At the bottom, there are two columns of links: 'More Login Information' (including 'Where can I find my access code?', 'How do I look up my access code?', and 'Having trouble logging in?') and 'More Support' (including 'Contact your school' and 'Supported Browsers'). The footer contains the copyright notice: 'Copyright © 2023 Cambium Assessment, Inc. All rights reserved. | [Terms of use & privacy](#)'.

TEAS ASSESSMENT

Family Portal

Subscribe

En español

Print

Sign Out

Welcome,

Student ID:      Date of Birth:

Scores for 2021–2022 School Year -

Score

Resources

Sorted by: Most Recent Test

Subjects: All    Show All Tests from School Year: ☐

Currently Viewing: The most recent test in all subjects for the 2021–2022 school year

STAAR Reading

View all STAAR Reading tests

Your Child's Most Recent Test

Test Window: Spring 2022

!

Did Not Meet Grade Level

View Detailed Report

Download Detailed Report

STAAR Mathematics

View all STAAR Mathematics tests

Your Child's Most Recent Test

Test Window: Spring 2022

!

Did Not Meet Grade Level

View Detailed Report

Download Detailed Report

STAAR Science

View all STAAR Science tests

Your Child's Most Recent Test

Test Window: Spring 2022

!

Did Not Meet Grade Level

View Detailed Report



Download Detailed Report

Copyright © 2023 Cambium Assessment, Inc. All rights reserved. | [Terms of use & privacy](#)

## Class Schedule

The student's class schedule is displayed if enabled by the district, including period, course title, teacher name, room number, current attendance and current grade average for each class.

**MOBILE DEVICE USERS:** On a mobile device, only the period, course, and current average are visible initially. Tap a row to view the complete details for each class.

<b>Instructor</b>	<p>If the teacher has provided an email address, the teacher's name is displayed as a link to that email address. If you click the name, the default email client (as specified in your Internet Options settings) opens with the teacher's address in the To field.</p> <p><b>TIP:</b> If you use web-based email (e.g., Gmail or Yahoo! Mail), you can copy the email address from the default email client to a web-based email message.</p>
	<p>If the teacher has provided additional notes, click  to view the notes. The notes open in a pop-up window. Click anywhere on the page to close the pop-up window.</p>
<b>Last Updated</b>	The date when the teacher last updated grades or attendance is displayed.

2025/12/06 10:32

7

parent\_summary\_tab

<b>Current Average</b>	<p>The student's current grade average for each class is displayed.</p> <p>If the course is set up to post letter grades, letter grades are displayed.</p> <p>If the course is not graded, the message "Non-graded Course" is displayed in place of a grade.</p>
<b>Today's Attendance</b>	<p>Attendance for the current date is displayed for each class if it has been posted. Otherwise, it is blank.</p> <p>If the student is enrolled in an elementary campus which has only one period, one attendance status is displayed for the entire day.</p>

&lt;/div&gt;



## Back Cover