



ASCENDER GUIDES



¿Qué preguntas o problemas ha tenido?

Table of Contents

Guía para padres de ASCENDER ParentPortal

- Guía de solución de problemas

What questions or problem are you having?

"What is the web address for my district's ParentPortal?"

"What is the web address for my district's ParentPortal?"

The web address is unique to your district.

- ☐ Check the websites for your district or campus; often the ParentPortal address will be provided there.
- ☐ If you cannot locate the link, contact your student's campus or district to obtain the correct web address.

"How can I download the mobile app?"

"How can I download the mobile app?"

ASCENDER ParentPortal does not require a separate app to be downloaded. The ParentPortal uses a responsive design that adjusts to whatever screen you are using (PC, tablet, or phone).


- ☐ Access ParentPortal using the browser on the device you are currently using.


Contact your student's campus or district for the web address.


ParentPortal on a small screen:


ASCENDER
PARENTPORTAL

TXEIS ISD

 TM

 Login

 testuser



Login or Create Account

[Recover User Name/Reset Password](#)


- District Message -

ParentPortal on a computer screen:


ASCENDER
PARENTPORTAL


English ?

TXEIS ISD

 TM

Login

 testuser



Login or Create Account

[Recover User Name/Reset Password](#)

- District Message -

Welcome to your district parent portal.

"I cannot see the whole menu."

"I cannot see the whole menu."

POSSIBLE SOLUTION: Be sure you are using the latest version of a supported browser.


- Only these browsers are supported: FireFox, Safari, and Google Chrome.
- [Click here to check your browser.](#)

POSSIBLE SOLUTION: Be sure your browser's page zoom is set to 75% or less. The Zoom feature is typically in the browser's Settings menu.

POSSIBLE SOLUTION: Be sure you have verified your email address, and that you are listed as the student's parent/guardian in the campus records. Otherwise, you will not have access to all features of ParentPortal.

"When using a mobile browser, the menu does not close by itself."

"When using a mobile browser, the menu does not close by itself."

SOLUTION: Click the menu icon  to collapse the menu.

"I cannot verify my email address."

"I cannot verify my email address."

POSSIBLE SOLUTION: Check **BOTH** your **Junk Email** folder and your **Spam** folder. It is possible the code verification message was delivered to either one.

NOTE: If the message ***"Something went wrong with your request"*** when you attempt to verify your email address, contact the student's district. If you have an account from a

previous parent portal, the district can delete your account, and you can register for a new account.

For all other problems related to email verification, contact your student's district.

"I am not getting alerts."

"I am not getting alerts."

POSSIBLE SOLUTION:

To set up and receive alerts:

- ☐ Your email address must be verified on the [My Account](#) page.
- ☐ The same email address must be entered in your student's contact information record at the campus.
- ☐ Log on to ASCENDER ParentPortal and select [Alerts > Set Alerts](#) to set attendance, grade, and/or assignment alerts.

REMINDER: If you have changed your email address or mobile number, your alerts must be re-set.

- ☐ Log on to ASCENDER ParentPortal and select [Alerts > Set Alerts](#) to re-set attendance, grade, and/or assignment alerts.
- ☐ For all other problems, contact the student's district.

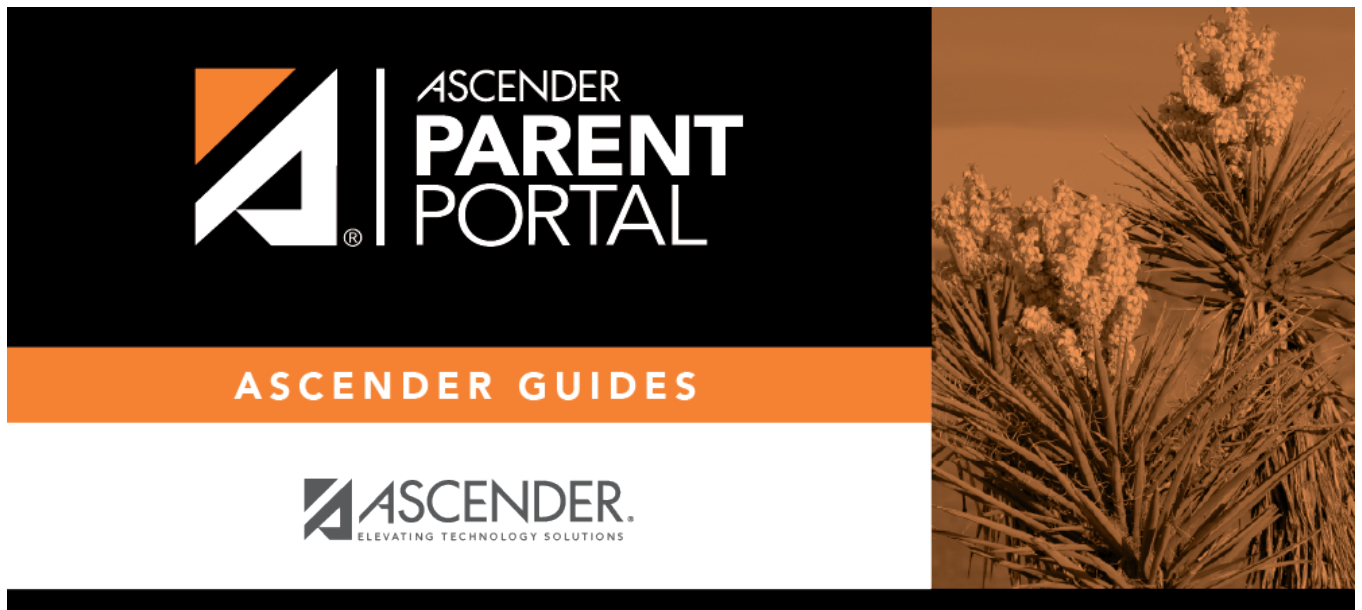
"I cannot print a page from ParentPortal."

"I cannot print a page from ParentPortal."

Printing is available using your browser's Print function.

SOLUTION: If the data is not displayed in the desired format, you can use screen capture tools

to capture images of the screen. The screenshots can be inserted into a document that can be saved and/or printed.



Back Cover