



ASCENDER GUIDES



**alert\_intro**



# Table of Contents



Alerts are messages notifying you if the student has any grades or attendance information you should be aware of, such as an absence, tardy, or low grade.

- **View Alerts** - View alert messages that have been generated according to your alert subscription.
- **Set Alerts** - Change your alerts subscription at any time so that you only receive the alert messages you want to see.


By default, you are automatically subscribed to two alerts:


- Unexcused absence alerts, first occurrence of the day
- Failing grade alerts

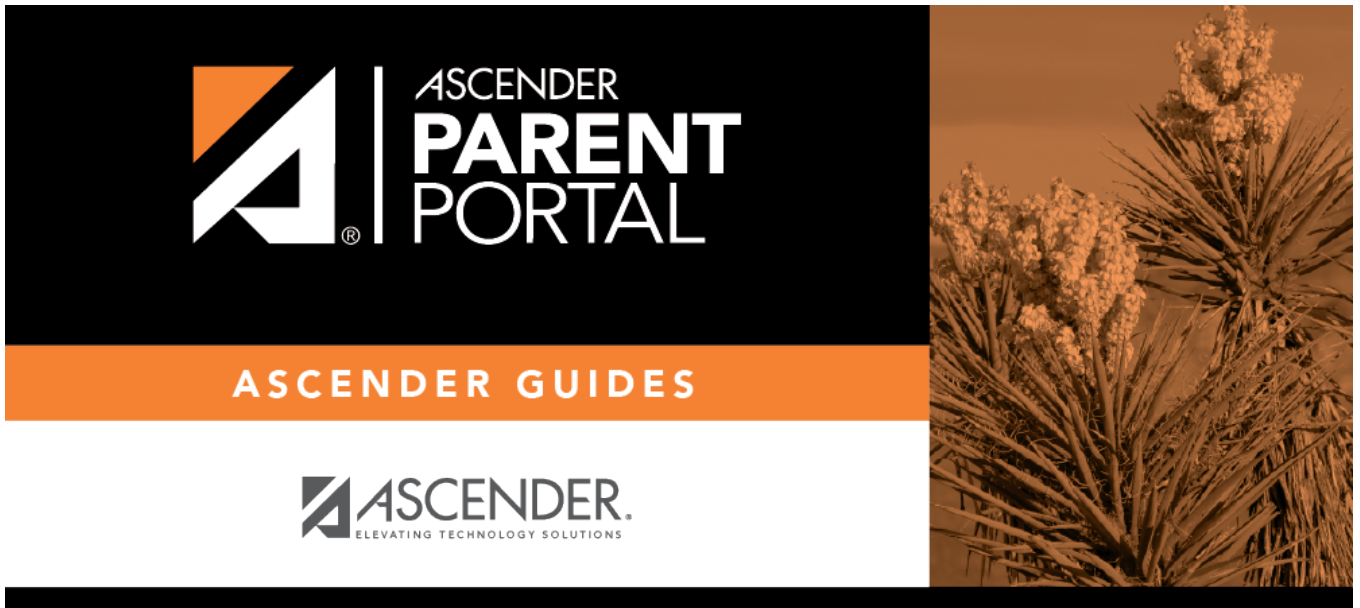
You can change your alerts subscription at any time.

**NOTE:** To set up and receive alerts:

- Your email address must be verified on the [My Account](#) page.
- The same email address must be entered in your student's contact information record at the campus.
- You must set up alerts in ASCENDER ParentPortal.

If any of your students have alerts, the number of alerts is displayed next to the alert icon  in the top-right corner of every page in ParentPortal.

On any page in ParentPortal, click the alert icon  in the top-right corner. You can see the two most recent alerts for the student. To view all alerts, you must go to the Alerts page.



## Back Cover