



Extended Extract

Table of Contents

Extended Extract 1

Extended Extract

State Reporting > Extracts > Extended

Data extracted: *InterchangeStudentExtension* and *InterchangeStudentProgramExtension*

If you are running the Extended School Year (ESY) services extract, all existing ESY data in State Reporting is deleted. If you are running the Bilingual/ESL Summer School Program extract, all bilingual/ESL summer school indicators in State Reporting are set to 0. After the extracts have run, all demographic records in State Reporting for students who are not coded ESY or bilingual/ESL summer school are deleted.















- Any combination of data can be extracted. Each option displays a separate error report.
- The ESY extract sets the Bilingual/ESL indicators on the State Reporting demographic record if the options are set on the student record.

Extract data:

Field	Description	
Info	Ending School Year	(Display only) The submission year as entered in the Submission Year field on State Reporting > Options is displayed.
	Local Program Code for Additional Days School Year	(Display only) The district local program code used to track students participating in the Additional Days School Year program is displayed, as entered in the Local Program for Additional Days School Year field on State Reporting > Options .
	Local Program Code for Crisis Reporting	(Display only) The district local program code used to track students that may require additional funding, educational, or social services.
	Local Program Code for Early College High School Reporting	(Display only) The district local program code used to track students participating in the Early College High School (ECHS) program is displayed, as entered in the Local Program for Early College High School Reporting field on State Reporting > Options .
	Local Program Code for Pathways in Technology	(Display only) The district local program code used to track students participating in the Pathways in Technology (P-TECH) Early College High School program, as entered in the Local Program for Pathways in Technology field on State Reporting > Options .
	Local Program Code for T-STEM Academy Reporting	(Display only) The district local program code used to track students participating in the Texas Science, Technology, Engineering and Mathematics (T-STEM) Initiative program is displayed, as entered in the Local Program for T-STEM Academy Reporting field on State Reporting > Options .
	Local Program Code for New Tech	(Display only) The district local program code used to track students in grade level 7-12 and enrolled in a New Tech Network campus as identified by the New Tech Network, as entered in the Local Program for New Tech field on State Reporting > Options .
School Year Selection	Current School Year (xxxx-xxxx Extended Collection)	Select if you have <i>not</i> run Annual Student Data Rollover. If selected, the Ending School Year on the report will display the next school year (2021).
	Previous School Year (xxxx-xxxx Extended Collection)	Select if you have already run Annual Student Data Rollover. If selected, the Ending School Year on the report will display the current school year (2020).
Programs and Services	Additional Days School Year	Select to extract Additional Days School Year Program data for the Current School Year or Prior School Year.
	Bilingual/ESL Summer School Program	Select to extract bilingual/ESL summer school data. All bilingual/ESL summer school indicators in State Reporting are set to zero.
	Extended School Year Services	Select to extract ESY data. All existing ESY data in State Reporting is deleted. The extract sets the bilingual/ESL indicators in the State Reporting demographic record if they are set on the student record.

- Click **Run** to extract the selected records. A message is displayed indicating that the extract is complete.

Other functions and features:

Print ESY	<p>View the ESY Error report.</p> <p>Review the report using the following buttons:</p> <p>Click  to go to the first page of the report. Click  to go back one page. Click  to go forward one page. Click  to go to the last page of the report.</p> <p>The report can be viewed and saved in various file formats.</p> <p>Click  to save and print the report in PDF format. Click  to save and print the report in CSV format. (This option is not available for all reports.) When a report is exported to the CSV format, the report headers may not be included. Click  to close the report window. Some reports may have a Close Report, Exit, or Cancel button instead.</p>
Print BIL/ESL	<p>View the Bil/ESL Error report.</p> <p>Review the report using the following buttons:</p> <p>Click  to go to the first page of the report. Click  to go back one page. Click  to go forward one page. Click  to go to the last page of the report.</p> <p>The report can be viewed and saved in various file formats.</p> <p>Click  to save and print the report in PDF format. Click  to save and print the report in CSV format. (This option is not available for all reports.) When a report is exported to the CSV format, the report headers may not be included. Click  to close the report window. Some reports may have a Close Report, Exit, or Cancel button instead.</p>



Back Cover