










import_staff_body

Table of Contents

File Click **Browse** to locate and select the file to import.

☐ Click **Import**.

The results of the import are displayed, including a count of records with errors, and total records read, updated, and imported.

Print Report	<p>Print the error report. If errors occurred, the line number in the file will correspond to the record that caused the error.</p> <p>Review the report using the following buttons:</p> <p>Click  to go to the first page of the report.</p> <p>Click  to go back one page.</p> <p>Click  to go forward one page.</p> <p>Click  to go to the last page of the report.</p> <p>The report can be viewed and saved in various file formats.</p> <p>Click  to save and print the report in PDF format.</p> <p>Click  to save and print the report in CSV format. (This option is not available for all reports.) When a report is exported to the CSV format, the report headers may not be included.</p> <p>Click  to close the report window. Some reports may have a Close Report, Exit, or Cancel button instead.</p>
---------------------	--



Back Cover