



finance

Table of Contents

Finance Actual (Midyear) 1

Finance Actual (Midyear)





TSDS > Maintenance > Mid Year > Finance Actual

Update data for the *ActualExtension* complex type as needed.

The *ActualExtension* complex represents the sum of the financial transactions to date relating to a specific account.

Modify a record:



Click **+Add** to add a blank row.

Field	Description
Fund	FUND-CODE (E0316) Code table: C145 Select the fund group and specific fund (when applicable) for actual financial data for budget and payroll. Click  to add or change the code for the field.
Func	FUNCTION-CODE (E0317) Code table: C146 Select the general operational area which groups together related activities. Click  to add or change the code for the field.
Object	OBJECT-CODE (E0318) Code table: C159 Select the account, transaction, or source of funds indicating the major account group to which a transaction is posted or to which the associated monies are related. Click  to add or change the code for the field.
Org	ORGANIZATION-CODE (E0319) Type the code used to identify the campus within the district with which the account is associated, up to three digits.
Fscl Yr	FISCAL-YEAR (E0974) Type the last digit of the current fiscal year for the fund (e.g., the fiscal year is 9 for the 2018-2019 fiscal year).
Pgm	PROGRAM-INTENT-CODE (E0320) Code table: C147 Select the code indicating the cost of instruction and other services directed toward a particular need of a specific set of students, but not the demographic makeup of the students served. Click  to add or change the code for the field.

Field	Description
Amount	BUDGET-AMOUNT (E0321) Type the dollar value associated with budget financial account information rounded to the nearest dollar. This amount comes from the general ledger.

Click **Save**.

Other functions and features:

	<p>Delete a row.</p> <p>Click  to delete a row. The row is shaded red to indicate that it will be deleted when the record is saved.</p> <p>Click Save.</p>
Retrieve	<p>Retrieve an account.</p> <p>Discard unsaved changes, and retrieve information since the last time data was saved.</p>



Back Cover