



# County District



# Table of Contents

**County District** ..... 1



# County District













## State Reporting > Maintenance > Organization > County District

Update data for the *LocalEducationAgencyExtension* complex type as needed.

The *LocalEducationAgency* (LEA) complex represents an administrative unit at the local level which exists primarily to operate schools or to contract for educational services. It includes school districts, charter schools, charter management organizations, and other local administrative organizations.

### Modify a record:

<b>District ID</b>	DISTRICT-ID (E0212)  Type the six-digit district ID number registered with the TEA. This field initially displays the county-district number entered when you logged on to ASCENDER.
<b>District Name</b>	Type the name of the district as you want it to appear on your submission data, up to 34 characters.
<b>Total Nbr School Brd Requests</b>	TOTAL-NUM-SCHOOL-BOARD-REQUESTS (E1556) (S3)  Type the total number of requests submitted outside of a school board meeting by a member of the district's board of trustees (school board) for information, documents, and records as specified in TEC (Texas Education Code) Section 11.1512.
<b>Total Cost School Brd Requests</b>	TOTAL-COST-SCHOOL-BOARD-REQUESTS (E1557) (S3)  Type the cost of fulfilling the total number of requests submitted outside of a board meeting by a member of the district's board of trustees for information, documents, and records as specified in TEC (Texas Education Code) Section 11.1512.
<b>ASVAB</b>	ARMED-SERVICES-VOC-APT-BATTERY-INDICATOR-CODE (E1625) (S1) (Code table C217)  Select the code indicating if the district or open-enrollment charter school provides students in grade levels 10-12 an opportunity to take the Armed Services Vocational Aptitude Battery (ASVAB) test or a comparable substitute. This field is not displayed prior to 2018-2019.  <b>NOTE:</b> As of the 2019-2020 school year, the field is not mandatory at campuses that do not offer grade levels 10-12, per TEDS 2020.2.0. The field is required at campuses with grade levels 10-12.
<b>Family Engagement Plan Link</b>	FAMILY-ENGAGEMENT-PLAN-LINK (E1583) (S3)  Type the website address used by the LEA to provide its Family Engagement Plan.

<b>District-wide Gifted and Talented</b>	GIFTED-TALENTED-PROGRAM-CODE (E1645) (S1) Code table: C223  Select the gifted and talented programs established by the LEA that are consistent with the state plan developed under TEC 29.123.				
<b>CTE Programs of Study</b>	PROGRAM-OF-STUDY (E1643) (S1) Code table: C220  Add the program(s) of study offered by the LEA. A program of study is a comprehensive, structured approach for delivering academic and career and technical education to prepare a student for post-secondary education and career success.  <input type="checkbox"/> Click <b>+Add</b> to add a blank row. <table border="1" data-bbox="368 629 1473 869"> <tr> <td data-bbox="368 629 496 674"><b>Prog Cd</b></td> <td data-bbox="496 629 1473 674">Select the program of study offered by the LEA.</td> </tr> <tr> <td data-bbox="368 674 496 869">  </td> <td data-bbox="496 674 1473 869"> <a href="#">Delete a row.</a>                      Click  to delete a row. The row is shaded red to indicate that it will be deleted when the record is saved.                       Click <b>Save</b>.                 </td> </tr> </table>	<b>Prog Cd</b>	Select the program of study offered by the LEA.		<a href="#">Delete a row.</a> Click  to delete a row. The row is shaded red to indicate that it will be deleted when the record is saved.  Click <b>Save</b> .
<b>Prog Cd</b>	Select the program of study offered by the LEA.				
	<a href="#">Delete a row.</a> Click  to delete a row. The row is shaded red to indicate that it will be deleted when the record is saved.  Click <b>Save</b> .				
<b>Child Care Partnership</b>	CHILD-CARE-OPERATION-NUMBER (E1726) identifies the operation number of the childcare facility which participates in a partnership with a Local Education Agency. <input type="checkbox"/> Click <b>+Add</b> to add a blank row. <table border="1" data-bbox="368 1070 1473 1308"> <tr> <td data-bbox="368 1070 655 1115"><b>Operation Number</b></td> <td data-bbox="655 1070 1473 1115">Type the 8-digit number.</td> </tr> <tr> <td data-bbox="368 1115 655 1308">  </td> <td data-bbox="655 1115 1473 1308"> <a href="#">Delete a row.</a>                      Click  to delete a row. The row is shaded red to indicate that it will be deleted when the record is saved.                       Click <b>Save</b>.                 </td> </tr> </table>	<b>Operation Number</b>	Type the 8-digit number.		<a href="#">Delete a row.</a> Click  to delete a row. The row is shaded red to indicate that it will be deleted when the record is saved.  Click <b>Save</b> .
<b>Operation Number</b>	Type the 8-digit number.				
	<a href="#">Delete a row.</a> Click  to delete a row. The row is shaded red to indicate that it will be deleted when the record is saved.  Click <b>Save</b> .				

Click **Save**.

<b>Retrieve</b>	<a href="#">Retrieve data from last save.</a> Discard unsaved changes, and retrieve information since the last time data was saved.
<b>Warning</b>	Click to view warning messages for all tabs on the page.
<b>Errors</b>	The button appears if errors or warnings are encountered, and a pop-up window opens automatically which lists the tab name containing the error/warning, and the error/warning message.  Click the tab name to go to the tab where the error exists. The field(s) containing errors are highlighted red.  The Error pop-up window is updated as errors are corrected.  If you close the Error pop-up window and errors still exist, click the <b>Errors</b> button to re-open the pop-up window.



## Back Cover