



Course Section (Summer)

Table of Contents

Course Section (Summer) 1


Course Section (Summer)

State Reporting > Maintenance > Summer > Course Section

Update data for the *SectionExtension* complex type as needed.

The *SectionExtension* complex represents a setting in which organized instruction of course content is provided to one or more students for a given period of time. This includes the current year courses taken by a student or taught by a teacher. A course may be offered to more than one class/section. Instruction, provided by one or more teachers or other staff members, may be delivered in person or via a different medium.

Modify a record:

Field	Description
Campus	CAMPUS-ID (E0266) Select the campus. Click  to add or change the code for the field.

Enter one of the following:

Class ID	<p>CLASS-ID-NUMBER (E1056)</p> <p>Type the 14-digit number identifying the class. The class ID can be any 14-character district-defined identifier comprised of letters and numbers that uniquely identifies a class at the employee and campus level. Spaces are not allowed. The ID is unique for each employee at the campus.</p> <p>The first 7-11 digits are required. The length depends on the length of the course number. The ID is automatically zero-filled when you save.</p> <p>When extracting from the master schedule, the class ID is set to the course number (4-8 digits) + 2-digit section number + 1-digit semester number + padding with zeros. This is an autosuggest field. As you begin typing, the drop-down list displays class IDs that match the numbers you have typed.</p>
Service ID	<p>SERVICE-ID (E0724) Code table: C022</p> <p>Select the code indicating the services supplied by the employee. Service IDs that begin with SA, SE, SR, SS, 01, 8, or 9 are not reported. Service IDs for PK and KG that begin with 02 cannot be reported. Verify that all service IDs to be reported exist in code table 022 (C022) in the TEDS.</p> <p>This is an autosuggest field. As you begin typing, the drop-down list displays service IDs that match the numbers you have typed.</p>



Click **Retrieve**. Existing course sections for the specified criteria displayed.

Click **+Add** to add a blank row.

Course Sequence	<p>COURSE-SEQUENCE-CODE (E0948) Code table: C135</p> <p>This is the order in which the course was scheduled. This should only be used if the course, or part of the course, is taught out of sequence. Leave blank if the course is not taught out of sequence.</p> <p>Rule 43415-0036: If a student passed a course where Dual Credit is selected and Course Sequence is 0, 2, 5, or 9, then College Credit Hrs must be greater than 0.</p>
Period	Type the class period when the class was offered.
Non-CampusBased Instruction	<p>NON-CAMPUS-BASED-INSTRUCTION-CODE (E1072) Code table: C182</p> <p>Select the code indicating if the course was not taught by a school employee or a contracted teacher, or was taught at a facility other than the campus where the student is enrolled.</p>
Population Served	<p>POPULATION-SERVED-CODE (E0747) Code table: C030</p> <p>Select the student population for which the service has been designed or is intended.</p>

Click **Save**.

Other functions and features:

	<p>Delete a row.</p> <p>Click  to delete a row. The row is shaded red to indicate that it will be deleted when the record is saved.</p> <p>Click Save.</p>
---	--



Back Cover