



# Options



# Table of Contents

**Options** ..... 1



# Options

## State Reporting > Options

This page allows you to set the school year for the application and the as-of date for the fall extracts. The school year is used by all maintenance pages for looking up data for all edit tables and drop-down lists. The school year is also used to look up codes in the edit tables for reports (where applicable). You can also record the generic program codes used to track participation in various programs.

Save
Retrieve

Options

|  |   |            |
|--|---|------------|
| Submission Year:   | <input type="text" value="2020"/>       | YYYY       |
| As-of Date:  | <input type="text" value="10-25-2019"/> | MM-DD-YYYY |
| School Start Window (SSW) Date:                          | <input type="text" value="09-27-2019"/> | MM-DD-YYYY |
| Generic Program for Dyslexia Reporting:                  | <input type="text" value=""/> ...       | XXX        |
| Generic Program for Early College High School Reporting: | <input type="text" value=""/> ...       | XXX        |
| Generic Program for IGC Reporting:                       | <input type="text" value="IGC"/> ...    | XXX        |
| Generic Program for Intervention Strategy:               | <input type="text" value="INT"/> ...    | XXX        |
| Generic Program for New Tech:                            | <input type="text" value="NTC"/> ...    | XXX        |
| Generic Program for Pathways in Technology:              | <input type="text" value="PTC"/> ...    | XXX        |
| Generic Program for Section 504:                         | <input type="text" value="504"/> ...    | XXX        |
| Generic Program for T-STEM Academy Reporting:            | <input type="text" value=""/> ...       | XXX        |
| Sort Prev/Next Student Search by Campus:                 | <input checked="" type="checkbox"/>     |            |
| Sort Prev/Next Student Search by Grade:                  | <input checked="" type="checkbox"/>     |            |







### Update data:

|                        |   |
|------------------------|---|
| <b>Submission Year</b> | <p>Type the ending year of the school year for which you will be submitting data. The submission year is edited to ensure a valid year is entered and that code table data is loaded for the year specified.</p> <p>If you change the date, all district and campus data is deleted except for the <b>District ID</b> and <b>District Name</b> fields on <a href="#">Maintenance &gt; Organization &gt; County District</a>, and the <b>Campus</b> and <b>Campus Name</b> fields on <a href="#">Maintenance &gt; Organization &gt; Campus ID</a>.</p> |
| <b>As-of Date</b>      | Type the fall as-of date provided by the TEA. Or, click the field to select the date from a calendar. The as-of date is edited to ensure a valid date is entered. This date is used in the fall staff and fall student extracts.  |

|                                       |   |
|---------------------------------------|---|
| <b>School Start Window (SSW) Date</b> | Type the school-start window date set by the TEA for the current school year. Or, click the field to select the date from a calendar. |
|---------------------------------------|---|

The following fields allow you to specify the codes used to track students enrolled in various generic programs. These codes must already exist in the district generic programs table, which is maintained in TxEIS Registration on Maintenance > District Profile > Generic Ent/Wd Program Codes.

You cannot select the same code for multiple fields.

|  |  |
|--|--|
| <b>Generic Program for Dyslexia Reporting</b>                  | DYSLEXIA-INDICATOR-CODE (E1530) (S1)<br>Code table: C088<br><br>Type or click  to <a href="#">select the code</a> indicating the local program used to track students identified as dyslexic.   |
| <b>Generic Program for Early College High School Reporting</b> | ECHS-INDICATOR-CODE (E1560) (S1, S3, S4)<br>Code table: C088<br><br>Type or click  to <a href="#">select the code</a> indicating the local program used to track students participating in the Early College High School (ECHS) program.  |
| <b>Generic Program for IGC Reporting</b>                       | INDIVIDUAL-GRADUATION-COMMITTEE-REVIEW-CODE (E1563) (S3)<br>Code table: C201<br><br>Type or click  to <a href="#">select the code</a> indicating the local program used to track students assigned to an Individual Graduation Committee (IGC).   |
| <b>Generic Program for Intervention Strategy</b>               | INTERVENTION-STRATEGY-INDICATOR-CODE (E1602) (S1, S3)<br>Code table: C088<br><br>Type or click  to <a href="#">select the code</a> indicating the local program used to track students at the campus who are participating in an intervention strategy at any time of the year.   |
| <b>Generic Program for Section 504</b>                         | SECTION-504-INDICATOR-CODE (E1603) (S1, S3)<br>Code table: C088<br><br>Type or click  to <a href="#">select the code</a> indicating the local program used to track students at the campus who receive assistance through either an aid, accommodation, or service under Section 504 Rehabilitation Act of 1973 at any time during the school year. |
| <b>Generic Program for T-STEM Academy Reporting</b>            | T-STEM-INDICATOR-CODE (E1559) (S1, S3, S4)<br>Code table: C088<br><br>Type or click  to <a href="#">select the code</a> indicating the local program used to track students participating in the Texas Science, Technology, Engineering and Mathematics (T-STEM) Initiative program.  |

On pages in TxEIS State Reporting where student records are retrieved, you can click **Prev** and **Next** to view the previous and next students in alpha order within a campus or grade level. The following options allow you to indicate if you want to scroll through students within a campus, grade level, or both. If both are selected, the sort is by campus then grade level.

|  |  |
|--|--|
| <b>Sort Prev/Next Student Search by Campus</b> | Select to view students alphabetically within the campus of the retrieved student. |
|--|--|

---

|   |   |
|---|---|
| <b>Sort Prev/Next Student Search by Grade</b> | Select to view students alphabetically within the grade level of the retrieved student. |
|---|---|

Click **Save**.

---

|                 |   |
|-----------------|---|
| <b>Retrieve</b> | <a href="#">Discard unsaved changes.</a><br>Discard unsaved changes, and retrieve information since the last time data was saved. |
|-----------------|---|



## Back Cover