



BAR7500 - Reprint Invoices Report





Table of Contents

BAR7500 - Reprint Invoices Report	i
BAR7500 - Reprint Invoices Report	1

BAR7500 - Reprint Invoices Report

Accounts Receivable > Reports > Accounts Receivable Reports > Reprint Invoices Report

This report allows you to reprint invoices as needed.

Parameter	Description
Select Copy to Print	Type the label print options with a comma and no spaces (e.g., Y,Y,N,N,N,N). Or, click  to select print options . This is a required field.
Select Printed Status to Print	Type the printed status options with a comma and no spaces (e.g., Y,N,N,N,N). Or, click  to select print status options . This is a required field.
Select Invoice(s), or blank for ALL	Type the invoice number separating multiple invoice numbers with a comma. Or, click  to search for invoice numbers . Otherwise, leave blank to use all invoice numbers.
Select Customer(s), or blank for ALL	Type the customer number separating multiple customer numbers with a comma. Or, click  to search for customers . Otherwise, leave blank to use all customer numbers.
From Invoice Date (MMDDYYYY), or blank for ALL	Type the from invoice date in the MMDDYYYY format, or leave blank to use all from dates.
To Invoice Date (MMDDYYYY), or blank for ALL	Type the to invoice date in the MMDDYYYY format, or leave blank to use all to dates.
From Requested Date (MMDDYYYY), or blank for ALL	Type the from requested date in the MMDDYYYY format, or leave blank to use all from dates.
To Requested Date (MMDDYYYY), or blank for ALL	Type the to requested date in the MMDDYYYY format, or leave blank to use all to dates.
Sort by Customer Name (A) or Invoice Number (N)	A - Sort the invoices by customer name. N - Sort the invoices by invoice number. This is a required field.

[Generate the report.](#)