



Change Fiscal Year - BAR6300

Table of Contents

Change Fiscal Year - BAR6300	i
Change Fiscal Year - BAR6300	1

Change Fiscal Year - BAR6300

Accounts Receivable > Utilities > Change Fiscal Year







This utility is used to change the fiscal year for fund/fiscal year combinations that are tied to an open (not fully paid) invoice. This process moves the open invoices to another fiscal year.

If the new fund/yr does not exist in the Finance chart of accounts, an error message with the missing fund/yr(s) is displayed.

Change fiscal years:

A list of available fund/yr(s) for all open (not fully paid) invoices is displayed.

Select the fund/yr(s) to be changed. Selecting a fund enables the **To Year (0-9)** field for changes.

Field	Description
Fund/Yr	Displays the available fund/yr(s) for all open (not fully paid) invoices.
To Year (0-9)	By default, this field is disabled and set to the next fiscal year (current year plus one). However, the value can be changed if necessary. The fund must be selected to enable this field.
Fund Description	Displays the fund description from the Finance chart of accounts.
Execute	<p>Click to execute the process. An error report is displayed. Review the report.</p> <p>Review the report using the following buttons:</p> <p>Click  to go to the first page of the report. Click  to go back one page. Click  to go forward one page. Click  to go to the last page of the report.</p> <p>The report can be viewed and saved in various file formats.</p> <p>Click  to save and print the report in PDF format. Click  to save and print the report in CSV format. (This option is not available for all reports.) When a report is exported to the CSV format, the report headers may not be included. Click X to close the report window. Some reports may have a Close Report, Exit, or Cancel button instead.</p>
Process	<p>Click to continue the process. A message is displayed indicating that the process was successful.</p> <p>The processed fund/fy(s) are no longer displayed.</p>

Use the [Accounts Receivable > Maintenance > Invoice Status Inquiry](#) page to verify the updated

fund/fiscal year on the invoice(s).

Other functions and features:

Reset Click to reset all previously selected options to the default.