










Inventory Records - BAM3000

Table of Contents

Inventory Records - BAM3000	i
Inventory Records - BAM3000	1

Field	Description
Catalog Nbr	Click  to select a catalog number. The catalog number must exist on the Tables > Catalog tab before it can be selected on this page. If Use Catalog Description is selected on the Tables > Asset Management Options page, and you type an existing catalog number, the description from the Catalog table is used if the Description field is blank.
Vendor Nbr	The vendor number is displayed and is retrieved from the first available transaction record with vendor information. Vendor information can be added to the transaction record from the Transaction Records tab.
Inventory Type	Click  to select an inventory type code (C for Capital Assets or I for Inventory Assets). The field is required for depreciation calculations.
Status	Click  to select a status code. The code must exist on the Tables > Status Code tab before it can be used on this page.
Department	Type a code (e.g., 001 for High School) that defines the department that owns or uses the item. The field can be a maximum of six digits.
Room Nbr	Type a code to indicate where the item is located. The field can be a maximum of eight digits.
Gain Code	Click  to select a gain code. The code must exist on the Tables > Gain Code tab before it can be used on this page.
From Year	Type the year that the item was placed in service in the YYYY format.
To Year	Type the last year of the item's estimated service life in the YYYY format.
Condition	Click  to select a code that describes the condition of the item. The code must exist on the Tables > Condition Code tab before it can be used on this page.
Acquired Date	Type the date in the MMDDYYYY format. If retrieved from Finance, the Check Date field from the Check Posting page is used. The field is required as it is used for inventory validation to maintain accurate depreciation calculations.
Last Inven Date	Type the date the item was last inventoried in the MMDDYYYY format. Otherwise, leave blank. You can select to automatically update the field when the Mass Update for Inventory/Capital Assets process is run.
Disposal Date	Type the date the asset was disposed of through sale or salvage. The field is required for depreciation calculations.
Estimated Life	Type the expected life of the asset in years. The field can be a maximum of four digits in the ##.## format.
Sold To	Type the name of the individual, company, or entity to whom the asset was sold when it was disposed of. Otherwise, leave blank.
Dt Last Update	The date the item record was last updated is displayed.
Description	Type a description for the item. The field can be a maximum of 50 characters. If the Use Catalog Description field is selected on the Asset Management Options page, the description from the Catalog table is used if the Description field is blank.
Serial Nbr	Type the serial number imprinted on the item by the factory, or type an LEA-assigned serial number. The field can be a maximum of 30 characters.
Vendor Name	The vendor name from the first available transaction record with vendor information is displayed. Vendor information can be added to the transaction record from the Transaction Records tab.
Campus	Click  to select a campus code from the available list. The code must exist in the Finance Campus Name and Address table before it can be selected or used on this page.
Local Use1	Type comments that are related to this record. The field can be a maximum of ten characters. Otherwise, leave blank.

Field	Description
Local Use2 and Local Use3	Type any specific amounts that are related to this record. The fields can be a maximum of 11 digits. Otherwise, leave blank.
Number of Units	Type a quantity. The field is required for depreciation calculations and can be a maximum of 11 digits. When the Number of Units and Unit Cost fields are entered, the Total Cost field is calculated. Anytime the Number of Units field is changed, the Total Cost field is recalculated based on the unit cost.
Unit Cost	Type the cost of an individual unit. The field is required for depreciation calculations and can be a maximum of 11 digits. If this is a multiple unit record, the cost field can be calculated using the formula Total Cost/Number of Units = Unit Cost.
Total Cost	Type a value for the cost of an item or group of items (the cost can include sales price, shipping, and handling). Note: If the field is imported from the Finance save file, it is retrieved from the Expense Amount field in the Finance transaction file
Insurance Code	Click  to select an insurance code. The code must exist on the Tables > Insurance Code tab before it can be used on this page.
Insurance Value	Type the replacement cost if this is a capital asset.
Sale Price	Type the price that the asset was sold for when it was disposed of. Otherwise, leave blank.
Expense of Sale	Type the overhead cost of selling the asset when it was disposed of. Otherwise, leave blank.
Primary Inven Nbr	This field is used when the expense of a new item needs to be related to the costs of an existing primary inventory item. When a capital asset is improved (e.g., a building addition, new motor), a new item number and depreciation schedule should be created for the improvement. If the primary inventory number is less than ten digits, the system fills the field with leading zeros.
On Loan To	Type the name of the business or individual that borrowed the asset. Otherwise, leave blank.

Click **Save**.

Other functions and features:

Retrieve	The Retrieve button is also used to retrieve information from the last save. If you click Retrieve , any unsaved changes are lost.
Documents	View or attach supporting documentation.