



## **BAM1250 - Gain Code Listing**



# Table of Contents

**BAM1250 - Gain Code Listing** ..... i




**BAM1250 - Gain Code Listing** ..... 1



# BAM1250 - Gain Code Listing

## Asset Management > Reports > Asset Management Reports > Gain Code Listing

This report lists the item number, catalog number, and gain code description for each item selected. The sort is by gain code within room number within department.

Parameter	Description
<b>Select Gain Code(s), or blank for ALL</b>	Type the gain code separating multiple gain codes with a comma. Or, click  to <a href="#">search for gain codes</a> . Otherwise, leave blank to use all gain codes.
<b>Select Department(s), or blank for ALL</b>	Type the department, including all leading zeros and separating multiple departments with a comma (e.g., 041, ADMIN). Or, click  to <a href="#">search for departments</a> . Otherwise, leave blank to use all departments.
<b>Select Room Nbr(s), or blank for ALL</b>	Type the room number separating multiple room numbers with a comma (e.g., 123, G-3). Or, click  to <a href="#">search for room numbers</a> . Otherwise, leave blank to use all room numbers.
<b>From Acquired Date (MMDDYYYY), or blank for ALL</b>	Type the from acquired date in the MMDDYYYY format, or leave blank to use all from dates.
<b>To Acquired Date (MMDDYYYY), or blank for ALL</b>	Type the to acquired date in the MMDDYYYY format, or leave blank to use all to dates.

[Generate the report.](#)