



BAM2000 - Depreciation Detail Schedule




Table of Contents

BAM2000 - Depreciation Detail Schedule	i
BAM2000 - Depreciation Detail Schedule	1

BAM2000 - Depreciation Detail Schedule

Asset Management > Reports > Depreciation Reports > Depreciation Detail Schedule

This report lists fully depreciated, currently depreciated, or all depreciated items with their respective recovery periods. Users can select to view a detail or summary listing. Users can sort by item number, fund, function, object, program, or property class. Reports may also be separated by allocated and unallocated items. **Note:** Item number is not a valid option for the summary report. When selecting item number, the summary report displays by function.

Parameter	Description
Enter Depreciation From Year (YYYY)	Type the from depreciation year in YYYY format. This is a required field.
Enter Depreciation To Year (YYYY)	Type the to depreciation year in YYYY format. This is a required field.
Sort by Item Nbr (1), Fund (2), Func (3), Obj (4), Pgm (5), Property Class (6)	1 - Sort the report by item number. 2 - Sort the report by fund code. 3 - Sort the report by function code. 4 - Sort the report by object code. 5 - Sort the report by program code. 6 - Sort the report by property class. This is a required field.
Separate allocated and unallocated items? (Y/N)	Y - Separate allocated and unallocated items on the report. N - Do not separate allocated and unallocated items on the report. This is a required field.
Select New Items (N), Disposed Items (D), or blank for ALL	N - Print new items only. D - Print disposed items only. Blank - Print both new and disposed items.
Print Detail (D) or Account Summary (S), or blank for ALL	D - Print item details only. S - Print an account summary only. Blank - Print both item details and an account summary.
Select Item Nbr(s), or blank for ALL	Type the ten-digit item number, including all leading zeros and separating multiple item numbers with a comma (e.g., 0000001991, 1236571991). Or, click  to search for item numbers . Otherwise, leave blank to use all item numbers.
Select Property Class(es), or blank for ALL	Type the property class separating multiple property classes with a comma (e.g., 1510, DONATE). Or, click  to search for property classes . Otherwise, leave blank to use all property classes.
Enter significant account code digits to select on	Type the account code or account code mask, or click  to create an account code mask . Otherwise, leave blank to use all account codes.
Select Current Depreciation (C), Fully Depreciated (F), or blank for ALL	C - Print currently depreciated items only. F - Print fully depreciated items only. Blank - Print both currently and fully depreciated items.

[Generate the report.](#)