



# Transaction Maintenance



# Table of Contents

Transaction Maintenance ..... i

Transaction Maintenance ..... 1






# Transaction Maintenance

## Bank Reconciliation > Maintenance > Bank Transactions > Transaction Maintenance


This tab is used to create, edit, and delete unreconciled data from the bank reconciliation transactions table.

### Retrieve data:

Field	Description
<b>Group Code</b>	Click  to select a group code from the drop-down. After you select a group code, the associated transactions (cash receipts, checks, and journal vouchers) are displayed in accordion style sections. The group codes are populated from the Tables > Bank Account Fund Groups > Bank Account Group tab.
<b>Cash Receipts</b>	<p>The <b>Cash Receipts</b> section is expanded by default if cash receipts exist for the selected group code.</p> <p><input type="checkbox"/> Click <b>Cash Receipts</b> to collapse the section. The following cash receipt information is displayed and can be modified:</p> <p><b>Receipt Nbr</b> - cash receipt number  <b>Amount</b> - total cash receipt amount  <b>Date</b> - cash receipt date  <b>Description</b> - cash receipt description</p> <p>By default, the results are sorted in ascending order by cash receipt number. Click a column heading to sort the data in ascending or descending order.</p> <p> - indicates that the column is sorted in ascending order   - indicates that the column is sorted in descending order</p>
<b>Checks</b>	
<b>Journal Vouchers</b>	

Click **Save**.

### Other functions and features:

	<p><a href="#">Delete a row.</a></p> <p>Click to delete a row. The row is shaded red to indicate that it will be deleted when the record is saved.</p>
-------------------------------------------------------------------------------------	--------------------------------------------------------------------------------------------------------------------------------------------------------