



Bank Account Group Funds

Table of Contents

Bank Account Group Funds	i
Bank Account Group Funds	1


Bank Account Group Funds

Bank Reconciliation > Tables > Bank Account Fund Groups > Bank Account Group Funds


This tab is used to create multiple group funds for each bank account:

- For each of the individual funds created, you can have multiple investment and cash object/subobject combinations.
- You can change between bank groups and also have the ability to edit records. An error message is displayed if a fund is duplicated.

Set up a bank account group fund:


Field	Description
Group Code	Click  to select a bank account group code from the list. All fund codes and years that exist for the group code are displayed.

Click **+Add** to add a fund to the selected group code.

Fund	Type the three-digit fund code.
Fscl Yr	Type the one-digit fiscal year.
Obj	Type the four-digit object code.
Sobj	Type the two-digit subobject code.
Investment Type	Click  to select the investment type.
Investment Description	Type the investment description. The field can be a maximum of of 30 characters.

Click **Save**.

Other functions and features:

Retrieve	<p>Retrieve data.</p> <p>The Retrieve button is also used to retrieve information from the last save. If you click Retrieve, any unsaved changes are lost.</p>
+Add	<p>Add a row. <code>[[page>general:add_a_row}}</code></p>
	<p>Delete a row.</p> <p>Click to delete a row. The row is shaded red to indicate that it will be deleted when the record is saved.</p> <p>Click Save.</p> <p>Note: You cannot delete a group code if it has associated transactions.</p>