



# Bank Account Group Funds



# Table of Contents

<b>Bank Account Group Funds</b> .....	i
<b>Bank Account Group Funds</b> .....	1




# Bank Account Group Funds

## Bank Reconciliation > Tables > Bank Account Fund Groups > Bank Account Group Funds


This tab is used to create multiple group funds for each bank account:

- For each of the individual funds created, you can have multiple investment and cash object/subobject combinations.
- You can change between bank groups and edit records. Funds cannot be duplicated.

### Set up a bank account group fund:


Field	Description
<b>Group Code</b>	Click  to select a bank account group code from the list. All fund codes and years that exist for the group code are displayed.

Click **+Add** to add a fund to the selected group code.

<b>Fund</b>	Type the three-digit fund code.
<b>FscI Yr</b>	Type the one-digit fiscal year.
<b>Obj</b>	Type the four-digit object code.
<b>Sobj</b>	Type the two-digit subobject code.
<b>Investment Type</b>	Click  to select the investment type.
<b>Investment Description</b>	Type the investment description. The field can be a maximum of of 30 characters.

Click **Save**.

### Other functions and features:

<b>Retrieve</b>	<a href="#">Retrieve data.</a> The <b>Retrieve</b> button is also used to retrieve information from the last save. If you click <b>Retrieve</b> , any unsaved changes are lost.
<b>+Add</b>	<a href="#">Add a row.</a> <code>[[page&gt;general:add_a_row}}</code>
	<a href="#">Delete a row.</a> Click to delete a row. The row is shaded red to indicate that it will be deleted when the record is saved.  Click <b>Save</b> .  <b>Note:</b> You cannot delete a group code if it has associated transactions.