



# **BUD2150 - Budget Board Report by Object**



# Table of Contents




<b>BUD2150 - Budget Board Report by Object</b> .....	i
<b>BUD2150 - Budget Board Report by Object</b> .....	1



# BUD2150 - Budget Board Report by Object

## Budget > Reports > Board Reports > Budget Board Report By Object

This report provides a list of all accounts and their balances as of the selected accounting period. The report is sorted by the major object class (e.g., 6200). The report provides school administrators with budget reports at a summary level for the object budgets for which they are responsible.

Parameter	Description
<b>By Fund Breakdown (B) or No Breakdown (N)</b>	B - Print the report by fund breakdown. N - Do not print the report by fund breakdown. This field is required.
<b>Select Estimated Revenues (R), Appropriations (A), or blank for ALL</b>	R - Print the report using only estimated revenues. A - Print the report using only appropriations. This field is required.
<b>Select Fund(s), or blank for ALL</b>	Type the three-digit fund code separating multiple fund codes with a comma (e.g., 199, 224). Or, click  to <a href="#">search for funds/years</a> . Otherwise, leave blank to use all fund codes.
<b>Select Object(s), or blank for ALL</b>	Type the four-digit object code separating multiple object codes with a comma and no space (e.g., 5711,5949). Or, click  to <a href="#">search for object codes</a> . Otherwise, leave blank to use all object codes.
<b>Include Levels (Select From List)</b>	Type a Y or an N to include or exclude specific budget levels (Requested, Recommended, and Approved) separating each of the three budget levels with a comma and no space (e.g., N,N,Y). Or, click  to <a href="#">select budget report levels</a> . This field is required.

[Generate the report.](#)