



Copy Level - BUD6600

Table of Contents

Copy Level - BUD6600	i
Copy Level- BUD6600	1

Copy Level- BUD6600

Budget > Utilities > Budget Level Processing > Copy Level







This tab is used to copy amounts from one budget level to another budget level. All amounts currently in the **From Level** are copied to the **To Level**. This feature enables the user to view and process from different levels. The cutoff date validates against the To level; it does not validate against the From level. The ability to perform this function is not dependent on being authorized to access to the Requested, Recommended, and Approved tabs.

Copy simulation data from one budget level to another:

Select the **From Level** budget column to copy (e.g., Recommended level). The data in the selected **From Level** replaces the data in the selected **To Level**.

Select **To Level** budget column to which the amounts are being copied (e.g., Approved level). The current data in the selected **To Level** replaces the new data in the selected **From Level**.

Note: Users cannot copy a level in the From Level list to the same position in the To Level list.

Field	Description
Execute	<p>Click to copy the selected From Level simulations to the selected To Level. A Copy Level report is displayed. Review the report.</p> <p>Review the report using the following buttons:</p> <p>Click  to go to the first page of the report. Click  to go back one page. Click  to go forward one page. Click  to go to the last page of the report.</p> <p>The report can be viewed and saved in various file formats.</p> <p>Click  to save and print the report in PDF format. Click  to save and print the report in CSV format. (This option is not available for all reports.) When a report is exported to the CSV format, the report headers may not be included. Click X to close the report window. Some reports may have a Close Report, Exit, or Cancel button instead.</p>
Process	<p>Click to complete the transfer of the selected simulation. A message is displayed prompting you to perform a backup.</p>
Cancel	<p>Click to return to the Budget Level Processing > Copy Level tab.</p>