



## **Recommended - BUD6600**



# Table of Contents

**Recommended - BUD6600** ..... i

**Recommended - BUD6600** ..... 1



# Recommended - BUD6600

## **Budget > Utilities > Budget Level Processing > Recommended**

This tab is used to transfer the results of a budget simulation to the Maintenance > Budget Data > Recommended tab. The **Next Yr Recommend** column is updated with the results of the processed simulation. Simulations created by all users with access to the Utilities > Mass Increase/Decrease Account Codes > Recommended tab are displayed. Users can only process their simulations unless simulations were copied from one user to another.

**Note:** Simulations are based on the user profile of the logged-on user. Payroll accounts can be included in the simulation even though the user may not have access to 61XX.







### **Transfer recommended simulation data:**

All simulations created and processed by all users with access to the Utilities > Mass Increase/Decrease Account Codes > Recommended tab are displayed. Simulation sequence numbers are displayed in the detail area at the bottom of the tab.

**Note:** Users can only execute simulations that were created by the logged-on user. If a user executes a simulation from another user, the error message "r;User ID: XXXXXX does not match login User ID" is displayed.

Field	Description
<b>Recommended Cutoff Date</b>	The date for which updates to accounts are no longer accepted is displayed. If the LEA uses cutoff dates, no data can be transferred after the displayed cutoff date.  If the LEA does not use cutoff dates, simulation data can be transferred at any time up to final budget approval.

In the upper grid, select the simulation to transfer to the **Next Yr Recommend** column on the Maintenance > Budget Data > Recommended tab. The sequence numbers associated with the simulation are displayed. If multiple sequences are displayed, they are processed in the order listed.

<b>Execute</b>	<p>Click to transfer the values resulting from the selected simulation to the <b>Next Yr Recommend</b> column on the Maintenance &gt; Budget Data &gt; Recommended tab. A Budget Level Processing report is displayed. <a href="#">Review the report.</a></p> <p><b>Review the report using the following buttons:</b></p> <p>Click  to go to the first page of the report.</p> <p>Click  to go back one page.</p> <p>Click  to go forward one page.</p> <p>Click  to go to the last page of the report.</p> <p><b>The report can be viewed and saved in various file formats.</b></p> <p>Click  to save and print the report in PDF format.</p> <p>Click  to save and print the report in CSV format. (This option is not available for all reports.) When a report is exported to the CSV format, the report headers may not be included.</p> <p>Click <b>X</b> to close the report window. Some reports may have a <b>Close Report</b>, <b>Exit</b>, or <b>Cancel</b> button instead.</p>
<b>Process</b>	<p><a href="#">Click to complete the transfer of the selected simulation.</a></p> <p>A message is displayed prompting you to perform a <a href="#">backup</a>.</p>
<b>Cancel</b>	Click to return to the Budget Level Processing > Recommended tab.