



**Delete by File ID - BUD7500**



# Table of Contents

**Delete by File ID - BUD7500** ..... i

**Delete by File ID - BUD7500** ..... 1



# Delete by File ID - BUD7500

## Budget > Utilities > Delete by File ID

This page is used to remove all budget tables from a selected file ID.

Image

Utilities > Delete by File ID SessionTimer: 119 mi





Available File IDs		Selected File IDs	
Select	File ID	Select	File ID
<input checked="" type="checkbox"/>	0 2009 - 2010		No Rows
<input type="checkbox"/>	5 2014 - 2015		
<input type="checkbox"/>	6 2015 - 2016		
<input type="checkbox"/>	7 2016 - 2017		
<input type="checkbox"/>	8 2017 - 2018		
<input type="checkbox"/>	9 2018 - 2019		

Buttons: →, ⇒, ←, ⇐

Execute

## Delete a file ID:

All available file IDs are displayed on the left side of the page under **Available File IDs**. Select the desired file IDs to export. Use the following buttons to move the selected file IDs to the right side of the page under **Selected File IDs**.

-  - Click to move selected entries from the left side to the right side of the page.
-  - Click to move all entries from the left side to the right side of the page.
-  - Click to move selected entries from the right side to the left side of the page.
-  - Click to move all entries from the right side to the left side of the page.

<b>Execute</b>	<a href="#">Click to execute the process.</a> <ul style="list-style-type: none"><li>• Click <b>Yes</b> to continue the process.</li><li>• Click <b>No</b> to cancel the process.</li></ul> A message is displayed indicating that the process was successfully completed. Click <b>OK</b> .
----------------	---