



# Budget Amendment Inquiry - FIN8050



# Table of Contents

<b>Budget Amendment Inquiry - FIN8050</b> .....	i
<b>Budget Amendment Inquiry - FIN8050</b> .....	1




# Budget Amendment Inquiry - FIN8050

**Finance > Budget Amendment > Budget Amendment Inquiry**

This page is used to view the status of each amendment that has been saved, returned, pending approval, or approved. All amendment information on this page is display only and cannot be modified. You are only able to view amendments that are in the approval path that you created or pending your approval.

**Perform a budget amendment inquiry:**

<b>Perform an inquiry.</b>	<b>Amendment Nbr</b>	Type an amendment number. The field can be a maximum of six characters. Amendment numbers can be alphanumeric. If only numeric values are used, the field is zero-filled to equal six digits when a partial amendment number is entered and you tab out of the field (e.g., you entered 123, the field is zero-filled to 000123). If alphanumeric values are used, the field is not zero-filled to equal six characters (e.g., you entered ABC2, the amendment number remains ABC2). <b>Note:</b> Each amendment number entered is validated against existing journal voucher numbers and amendment numbers. If the amendment number entered already exists as either an amendment number or a journal entry number in Finance, the duplicate amendment number cannot be used. Another amendment number can be entered.
	<b>Amendment Number Description</b>	Type a description for the amendment. The description can be a maximum of 30 characters.
	<b>Amendment Status</b>	Click  to select an amendment status.
	<b>From Date</b>	Type the beginning pay date in the MMDDYYYY format for which the inquiry is being conducted.
	<b>To Date</b>	Type the ending pay date in the MMDDYYYY format for which the inquiry is being conducted.
Click <b>Retrieve</b> . The amendment information is displayed.		







Under **Amendment Information**, the fields are display only.

Click  to view additional information for an amendment.

Under **Detail Information**, the fields are display only and indicate the account code transactions that were created for the selected amendment.

Under **Approval Information**, the fields are display only and indicate the amendment approval path, which includes historical, current, and future approvers.

**Other functions and features:**

<b>Print</b>	<p>Click to print data.</p> <p><b>Review the report using the following buttons:</b></p> <p>Click  to go to the first page of the report. Click  to go back one page. Click  to go forward one page. Click  to go to the last page of the report.</p> <p><b>The report can be viewed and saved in various file formats.</b></p> <p>Click  to save and print the report in PDF format. Click  to save and print the report in CSV format. (This option is not available for all reports.) When a report is exported to the CSV format, the report headers may not be included. Click <b>X</b> to close the report window. Some reports may have a <b>Close Report, Exit,</b> or <b>Cancel</b> button instead.</p>
<b>Documents</b>	<a href="#">View or attach supporting documentation.</a>