



## **Distances - FIN2855**



# Table of Contents

**Distances - FIN2855** ..... i



**Distances** ..... 1



# Distances


## **Finance > Tables > Travel > Distances**

☐ Click **+Add** to add row.

<b>Origination</b>	Click  to open the <a href="#">Location lookup</a> and select a starting location.
<b>Destination</b>	Click  to open the <a href="#">Location lookup</a> and select an ending location.
<b>Distance</b>	Type the number of miles from the <b>Origination</b> (starting) location to the <b>Destination</b> (ending) location.

☐ Click **Save**.

## **Other functions and features:**

<b>Retrieve</b>	The <b>Retrieve</b> button is also used to retrieve information from the last save. If you click <b>Retrieve</b> , any unsaved changes are lost.
	Click to delete a row. The row is shaded red to indicate that it will be deleted when the record is saved.
<b>Print</b>	Click to print the list of travel locations. <a href="#">Review the report.</a>