



# Distances - FIN2855



# Table of Contents

<b>Distances - FIN2855</b> .....	<b>i</b>
<b>Distances</b> .....	<b>1</b>





# Distances

**Finance > Tables > Travel > Distances**

Include the short page introduction here.


## Retrieve a record:

Click **+Add** to add row.

<b>Origination</b>	Click  to open the <a href="#">Location lookup</a> and select a starting location.
<b>Destination</b>	Click  to open the <a href="#">Location lookup</a> and select an ending location.
<b>Distance</b>	Type the number of miles from the <b>Origination</b> (starting) location to the <b>Destination</b> (ending) location.

Click **Save**.

## Other functions and features:

<b>Retrieve</b>	The <b>Retrieve</b> button is also used to retrieve information from the last save. If you click <b>Retrieve</b> , any unsaved changes are lost.
	Click to delete a row. The row is shaded red to indicate that it will be deleted when the record is saved.
<b>Print</b>	Click to print the list of travel locations. <a href="#">Review the report.</a>