



# accts\_rec\_change\_fiscal\_year



# Table of Contents


accts\_rec\_change\_fiscal\_year ..... i




If any errors are encountered during the execution process, the Change Fiscal Year Error List report is displayed.


[Review the report.](#)

**Review the report using the following buttons:**


Click  to go to the first page of the report.


Click  to go back one page.

Click  to go forward one page.

Click  to go to the last page of the report.

**The report can be viewed and saved in various file formats.**

Click  to save and print the report in PDF format.

Click  to save and print the report in CSV format. (This option is not available for all reports.) When a report is exported to the CSV format, the report headers may not be included.

Click **X** to close the report window. Some reports may have a **Close Report**, **Exit**, or **Cancel** button instead.

/\*Inline folded include\*/