




ASCENDER GUIDES



**body**



# Table of Contents


**body** ..... i



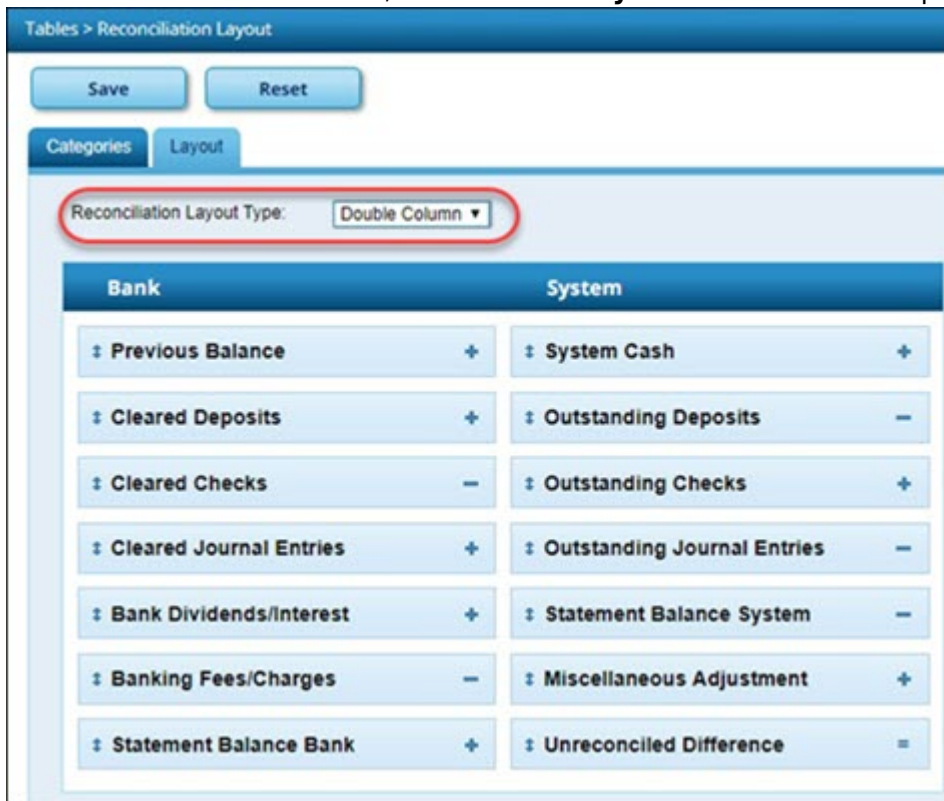
This tab is used to design the bank reconciliation layout template that displays the reconciliation summary information.

A list of the category descriptions with the operator type from the Categories tab is displayed. If **Inactive** is selected for any category on the Categories tab, the category description is not displayed on this tab.

### Set the reconciliation layout:

Field	Description
<b>Reconciliation Type</b>	Click  to select the number of columns to be included in the layout.

If *Double Column* is selected, the **Bank** and **System** columns are displayed.



Tables > Reconciliation Layout

Save Reset

Categories Layout

Reconciliation Layout Type: Double Column

Bank	System
± Previous Balance +	± System Cash +
± Cleared Deposits +	± Outstanding Deposits -
± Cleared Checks -	± Outstanding Checks +
± Cleared Journal Entries +	± Outstanding Journal Entries -
± Bank Dividends/Interest +	± Statement Balance System -
± Banking Fees/Charges -	± Miscellaneous Adjustment +
± Statement Balance Bank +	± Unreconciled Difference =

The category reconciliation side can be selected in the **Recon Side** field on the **Categories** tab, which is only displayed if *Double Column* is selected and saved on this tab.

The screenshot shows a software interface with a table of reconciliation items. The table has columns for 'Item', 'Description', 'Type', 'Account Type', and 'Recon Side'. A dropdown menu is open for the 'Recon Side' column, showing options for 'Bank' and 'System'.

Item	Description	Type	Account Type	Recon Side
Bank Disbursements	Use Post Single Entry	Bank	Bank	Bank
Banking Fees Charges	Use Post Single Entry	Bank	Bank	Bank
Cleared Checks	Cleared Checks	Bank	Bank	Bank
Cleared Deposits	Cleared Deposits	Bank	Bank	Bank
Cleared Journal Entries	Cleared JEs	Bank	Bank	Bank
Miscellaneous Adjustment	Use Post Single Entry	System	System	System
Outstanding Checks	Outstanding Checks	System	System	System
Outstanding Deposits	Outstanding Deposits	System	System	System
Outstanding Journal Entries	Outstanding JEs	System	System	System
Previous Balance	Use Post Single Entry	Bank	Bank	Bank
Statement Balance Bank	Use Post Single Entry	Bank	Bank	Bank
Statement Balance System	Use Post Single Entry	System	System	System
System Fees	System Fees	System	System	System
Unreconciled Difference	Fee	System	System	System

If *Single Column* is selected, all active categories are displayed in a single column.

Tables > Reconciliation Layout

Save Reset

Categories Layout

Reconciliation Layout Type: Single Column ▾

**Layout**

± Previous Balance	+
± Cleared Deposits	+
± Cleared Checks	-
± Cleared Journal Entries	+
± Bank Dividends/Interest	+
± Banking Fees/Charges	-
± Statement Balance Bank	+
± System Cash	+
± Outstanding Deposits	-
± Outstanding Checks	+
± Outstanding Journal Entries	-
± Statement Balance System	-
± Miscellaneous Adjustment	+
± Unreconciled Difference	=

The drag and drop feature is available on this tab, which allows you to change the category order in a column. Hover over a category until the category box color turns a darker blue and the mouse pointer changes to four arrows, then hold down the left mouse button and drag and drop the category to the desired location within the same column (i.e., **Bank** or **System**).

Click **Save**.

### Other functions and features:

**Reset** Click to retrieve data from the last save. If you click **Reset**, any unsaved changes are lost.