



Pagination

Table of Contents

Pagination i

Pagination

Depending on the page, approximately 30 rows of data is displayed or can be viewed with the use of the scroll bar. If the data exceeds the number of rows that can be displayed on the page, the page numbers are displayed on the bottom-left side of the page.



You can view and select which pages to display from the drop down. Or, you can click the arrow icons on either side of the page numbers to move between pages.


The pagination feature on some pages includes the range of data per page. In the below image, the page is sorted by **Fund** so each page displays the fund range listed on that page so you can find funds 180-197 on page 1 and so on.


| Delete | Fund / FscL year | Fund Type |
|--------|---------------------|-----------------------|
| | 180 / 8 | G - General operating |
| | 180 / 9 | G - General operating |
| | 197 / 8 | G - General operating |
| | 199 / 7 | G - General operating |
| | 199 / 8 | G - General operating |
| | 199 / 9 | G - General operating |
| | 206 / 8 | S - Special revenue |
| | 206 / 9 | S - Special revenue |
| | 209 / 8 | S - Special revenue |
| | 209 / 9 | S - Special revenue |
| | 210 / 8 | S - Special revenue |
| | 211 / 7 | S - Special revenue |
| | 211 / 8 | S - Special revenue |
| | 211 / 9 | S - Special revenue |
| | 212 / 8 | S - Special revenue |
| | 224 / 8 | S - Special revenue |
| | 224 / 9 | S - Special revenue |
| | 225 / 8 | S - Special revenue |
| | 240 / 8 | S - Special revenue |
| | 240 / 9 | S - Special revenue |
| | / | |


First ◀ 1 : 180 / 8 - 240 / 9 / 3 ▶ Last


1 : 180 / 8 - 240 / 9
2 : 242 / 8 - 699 / 9
3 : 863 / 8 - 902 / 8

You can navigate between pages by using the below buttons:

Click  to go to the first page.

Click  to go back one page.

Click  to go forward one page.

Click  to go to the last page.