



# Spyglass Icon




# Table of Contents

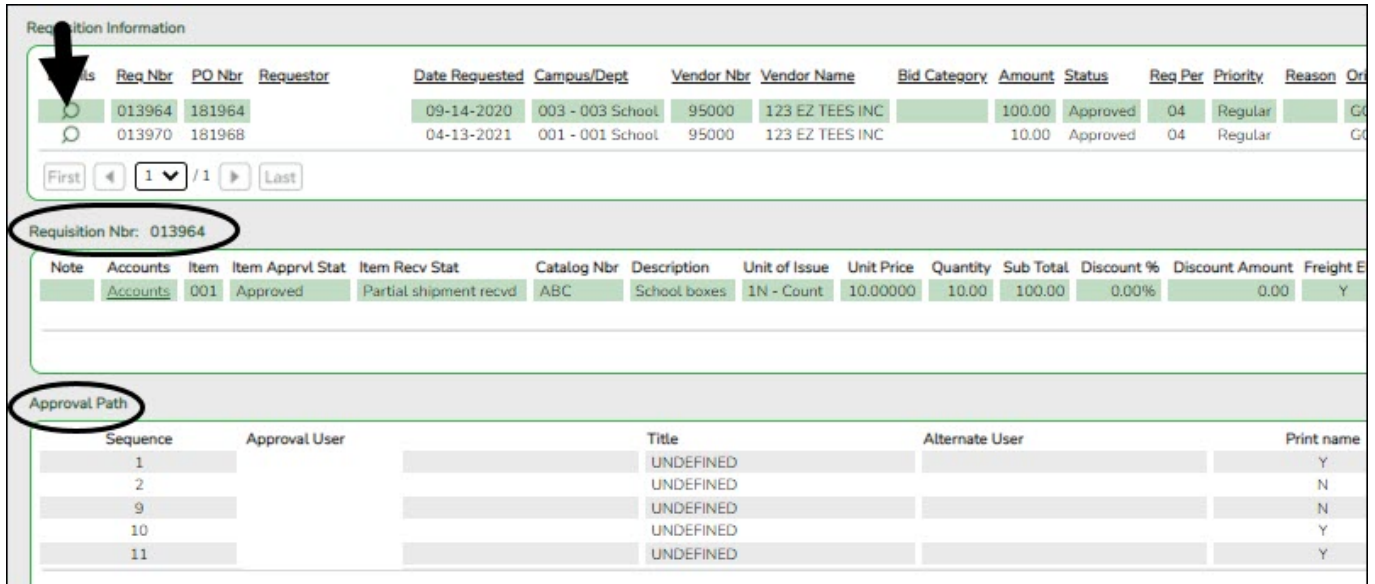
**Spyglass Icon** ..... i





## Spyglass Icon

The spyglass icon is used on several pages to view additional details for a record.

Click  to view additional details. The details are displayed in various ways depending on the application on page. On some pages, a pop-up window is displayed with the corresponding details, and on other pages, additional details might be displayed in different grid as seen in the below example.



**Requisition Information**

Reqs	Req Nbr	PO Nbr	Requestor	Date Requested	Campus/Dept	Vendor Nbr	Vendor Name	Bid Category	Amount	Status	Req Per	Priority	Reason	Or
	013964	181964		09-14-2020	003 - 003 School	95000	123 EZ TEES INC		100.00	Approved	04	Regular		CO
	013970	181968		04-13-2021	001 - 001 School	95000	123 EZ TEES INC		10.00	Approved	04	Regular		CO

First  / 1 Last

**Requisition Nbr: 013964**

Note	Accounts	Item	Item Apprvl Stat	Item Recv Stat	Catalog Nbr	Description	Unit of Issue	Unit Price	Quantity	Sub Total	Discount %	Discount Amount	Freight E
	Accounts	001	Approved	Partial shipment recvd	ABC	School boxes	IN - Count	10.00000	10.00	100.00	0.00%	0.00	Y

**Approval Path**

Sequence	Approval User	Title	Alternate User	Print name
1		UNDEFINED		Y
2		UNDEFINED		N
9		UNDEFINED		N
10		UNDEFINED		Y
11		UNDEFINED		Y