



**employeedemoname**





# Table of Contents

**employeedemoname** ..... i





Complete the following **Legal** name fields:

**Note:** It is recommended to have a copy of the employee's Social Security card available as the employee's legal name should be entered exactly how it appears on the Social Security card.

<b>Title</b>	Click  to select a legal title for the employee.
<b>First</b>	<p><a href="#">PEIMS Reporting Element</a></p> <p>Type the employee's first name. The field can be a maximum of 17 characters.</p>
<b>Middle</b>	<p><a href="#">PEIMS Reporting Element</a></p> <p>Type employee's middle name. The field can be a maximum of 14 characters. If the employee has no middle name, the field must be blank. The middle name can be reported as blank for employees only when the employee does not have a middle name on his identification documentation. Do not use text such as NONE or NA.</p>
<b>Last</b>	<p><a href="#">PEIMS Reporting Element</a></p> <p>Type employee's last name. The field can be a maximum of 25 characters.</p>
<b>Generation</b>	<p><a href="#">PEIMS Reporting Element</a></p> <p>Click  to select a generation code for the employee. The field can be blank. The field must be blank if the employee does not have a generation suffix on his name based on the identification documentation used for employment.</p>
<b>Maiden Name</b>	Type the employee's maiden name, if applicable. The field can be a maximum of 25 characters.

Complete the following for the **Former** name fields:

<b>Title</b>	Click  to select a legal title for the employee.
<b>First</b>	Type the first name of the employee. The field can be a maximum of 17 characters.
<b>Middle</b>	Type the middle name of the employee. The field can be a maximum of 14 characters.
<b>Last</b>	Type the last name of the employee. The field can be a maximum of 25 characters.
<b>Generation</b>	Click  to select a generation code for the employee.