



eoyaccruals_juneyearendschools

Table of Contents

eoyaccruals_juneyareendschools	i
EOY Accruals for June Year-End LEAs	1

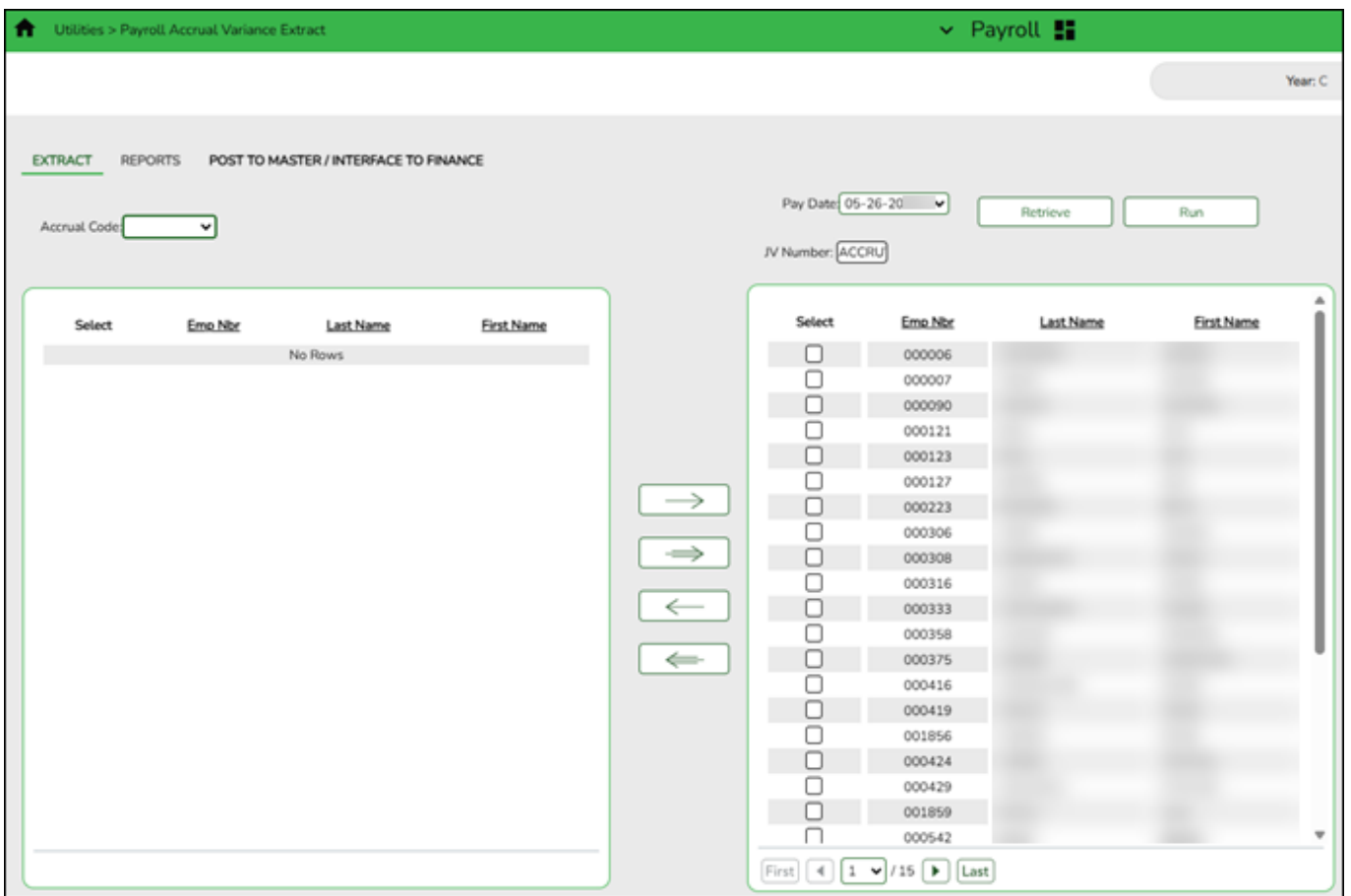
EOY Accruals for June Year-End LEAs


Use the following steps to address June year-end payroll accruals.

Step 1

Run the payroll accrual variance extract

[Payroll > Utilities > Payroll Accrual Variance Extract > Extract](#)



 Review the [Accrual Overview](#) document for more information about the Payroll Accrual Variance Extract process steps.

It is recommended to balance accruals monthly to help identify and correct any errors. Use the [Payroll > Utilities > Payroll Accrual Variance Extract > Extract](#) to assist you in this process.

- Use the Extract tab to run the extract and extract payroll accrual variances.
- Use the Reports tab to review and verify any extracted payroll variances.

- Use the Post To Master/Interface To Finance tab to post valid variances and interface to Finance if needed.

Step 2

Generate a user-created report

Payroll > Reports > User Created Reports

Use the following parameters to generate a user-created report:

- **Active Employees Only**
- **Employee Nbr**
- **First Name**
- **Last Name**
- **Remaining Payments**
- **Contract Balance**
- **Pay Rate**
- **Accrual Code**
- **Accrual Rate**

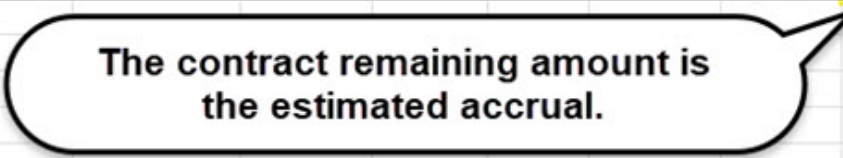
Save the report in Excel to allow data to be manipulated.

Step 3

Perform Excel file maintenance

Modify the Excel file.

- Sort the file by **Accrual Cd**, and then by **Last Name**.
- Arrange the order of columns as follows: **Employee Nbr, First Name, Last Name, Accrual Code, Accrual Rate, Remaining Payments, Pay Rate, and Contract Balance**
- Insert a new column (**Total Pay Remaining**) between the **Pay Rate** and the **Contract Balance** columns. And, then in this column (Column H), insert the following formula: **Job Remaining Payments** (column F) x **Pay Rate** (column G)
- In Column J, insert the calculation for the **Difference** with the following formula: **Total Pay Remaining** (column H) - **Contract Balance** (column I)

	A	B	C	D	E	F	G	H	I	J
	Emp Nbr	First Name	Last Name	Accrual Cd	Accrual Rate	Job Remaining Pymts	Pay Rate	Total Pay Remaining (Col F * Col G)	Contract Balance	Difference (Col H - Col I)
1										
2	000006	AARON	ACHIMON	B	245.86	3	3,831.25	11,493.74	11,493.70	0.04
3	000007	AARON	ADAM	B	237.83	3	3,706.25	11,118.76	11,118.80	-0.04
4	000090	AMANDA	ASHLEY	B	265.91	3	4,143.75	12,431.25	12,431.25	0.00
5	000121	AMY	BALL	B	245.85	3	3,831.25	11,493.74	11,493.74	0.00
6	000223	BETH	BOWERS	B	94.25	3	1,468.75	4,406.24	4,406.28	-0.04
7										
8										
9										
10										
11										

Step 4

Generate the HRS3050 report for inactive employees

[Payroll > Reports > Year to Date Reports > HRS3050 - School Year To Date Report](#)

Generate the report with the following parameters. Print and/or save this report and review it for accuracy.

Reports > Year To Date Reports > School Year To Date Report Payroll

Preview PDF CSV Clear Options Year: C

Year To Date Reports

- [HRS3000 - Calendar Year To Date Report](#)
- [HRS3050 - School Year To Date Report](#)
- [HRS3100 - YTD Report Workers' Compensation](#)
- [HRS3150 - Annual Payroll Report](#)
- [HRS3200 - YTD Payroll Earnings Register](#)
- [HRS3250 - YTD Account Distribution Journal](#)
- [HRS3300 - YTD Accrual Payroll Account Distribution](#)
- [HRS3325 - YTD Expenditure Payroll Account Distr](#)
- [HRS3350 - Combined YTD Deduction Register](#)
- [HRS3400 - YTD Check Register](#)
- [HRS3450 - YTD Payroll Control Listing](#)
- [HRS3500 - YTD Wage and Earning Statements](#)
- [HRS3550 - School YTD Accrual Payroll Account Distr](#)
- [HRS3600 - Payroll Balancing Report](#)
- [HRS3650 - YTD Special Adjustment Report](#)

HRS3050 - School Year To Date Report

Parameter Description	Value
Sort by Alpha (A), Pay Campus (C), Primary Campus (P)	A
School Year (YYYY)	2025
Include Job Accrual Detail(s)? (Y/N)	N
Select Accrual Code(s), or blank for ALL	
Pay Status Active (A), Inactive (I), or blank for ALL	I
Pay Type 1-4, Exclude Subs (E), or blank for ALL	
Select Pay Campus(es), or blank for ALL	
Select Primary Campus(es), or blank for ALL	
Select Extract ID(s), or blank for ALL	
Select Employee(s), or blank for ALL	

Date Run: School YTD (Sept 1 Thru Aug 31 20) Program: HRS3050
 Cnty Dist: ISD Page: 1 of 1
 Pay Period: 05-01-20 thru 05-31-20 Payrun Date: 05-26-20 Frequency: 6

Employee Name	Contract	Non Contr	Supplement	NTRS Ex	FICA Tax	Med Tax	Abs Ded	TRS Dep	Reg Hrs	Ovtn Hrs
Emp Nbr	Prim Campus	Ovtn Grs	Emplr Cont	NTax Allow	NTRS Bs	Bus Allow	Emplr 457	TEA Contr	NT NP Bus	Empl Dep
	Accrual Code	Emplr Care	NPay Bus	Accru Pay	FICA Accru	E HI Acc	E An Acc	457 Accru	TEA Acc	Unemp Acc
	A Fed Dep	A Fed Care	Accru Care	Ret Pensn	Care Surc	New TRS	Misc Ded	A Misc Ded	A 403B FICA	
001827		17,921.25	.00	.00	.00	.00	259.83	.00	1,594.98	.00
	G	.00	.00	.00	.00	.00	.00	.00	.00	.00
		134.37	.00	5,433.75	78.78	.00	.00	.00	.00	.00
		.00	.00	40.74	.00	.00	.00	.00	.00	.00

District Totals:

Contract Pay	17,921.25	Non-TRS Non-Tax Bus Allow	.00	Absence Deduction	.00
Non-Contract Pay	.00	Non-TRS Bus Allow	.00	TRS Deposit	1,594.98
Supplemental Pay	.00	FICA Tax	.00	Accrued Pay	5,433.75
Accrued Federal Deposit	.00	Medicare Tax	259.83	Unemployment Accrued	.00
Emplr Health Insurance Accrued	.00	FICA/Medicare Accrued	78.78	Emplr 457 Accrued	.00
Emplr Annuity Accrued	.00	Accrued Federal Care	.00	Non-TRS Reimbr Excess	.00
Emplr Annuity Contrib	.00	Overtime Gross	.00	Non-TRS Reimbr Base	.00
Emplr 457 Contrib	.00	TEA Health Ins Accrued	.00	Non-Pay Bus Allowance	.00
TEA Health Ins Contrib	.00	Emplr TRS Care Accrued	40.74	Non-Tax NPay Bus Allow	.00
Emplr TRS Care Contrib	134.37	New TRS Member Contrib	.00	Emplr TRS Care Surcharge	.00
Ret Emplr Pension Surcharge	.00	Emplr Dependent Care	.00	Emplr Dependent Care Accru	.00
Emplr Misc Ded Contrib	.00	Emplr Misc Ded Contrib Accru	.00	Emplr 403B FICA Contrib Accru	.00

End of Report



If there are any individuals with an accrual balance displayed on this report who are no longer with the LEA, perform the **Payroll > Utilities > Zero School YTD Accruals** to zero out their accruals.

Utilities > Zero School YTD Accruals Payroll

Year: C

EXTRACT REPORTS POST TO MASTER / INTERFACE TO FINANCE

Frequencies
 4 - Biweekly 5 - Semimonthly 6 - Monthly

School Year:

JV Number: File ID:

Select	Emo Nbr	Frequency	Last Name	First Name
<input type="checkbox"/>	001817			
<input type="checkbox"/>	001818			
<input type="checkbox"/>	001819			
<input type="checkbox"/>	001820			
<input type="checkbox"/>	001821			
<input type="checkbox"/>	001822			
<input checked="" type="checkbox"/>	001825			
<input type="checkbox"/>	001828			
<input type="checkbox"/>	001830			
<input type="checkbox"/>	001831			
<input type="checkbox"/>	001832			
<input type="checkbox"/>	001833			

Select	Emo Nbr	Frequency	Last Name	First Name
<input type="checkbox"/>	001827			

First 15 / 15 Last

Generate the report again with the following parameters. Print and/or save this report and review it for accuracy.

Reports > Year To Date Reports > School Year To Date Report Payroll

Year To Date Reports

- [HRS3000 - Calendar Year To Date Report](#)
- [HRS3050 - School Year To Date Report](#)
- [HRS3100 - YTD Report Workers' Compensation](#)
- [HRS3150 - Annual Payroll Report](#)
- [HRS3200 - YTD Payroll Earnings Register](#)
- [HRS3250 - YTD Account Distribution Journal](#)
- [HRS3300 - YTD Accrual Payroll Account Distribution](#)
- [HRS3325 - YTD Expenditure Payroll Account Distr](#)
- [HRS3350 - Combined YTD Deduction Register](#)
- [HRS3400 - YTD Check Register](#)
- [HRS3450 - YTD Payroll Control Listing](#)
- [HRS3500 - YTD Wage and Earning Statements](#)
- [HRS3550 - School YTD Accrual Payroll Account Distr](#)
- [HRS3600 - Payroll Balancing Report](#)
- [HRS3650 - YTD Special Adjustment Report](#)

HRS3050 - School Year To Date Report

Parameter Description	Value
Sort by Alpha (A), Pay Campus (C), Primary Campus (P)	<input type="text" value="A"/>
School Year (YYYY)	<input type="text" value="2025"/>
Include Job Accrual Detail(s)? (Y/N)	<input type="text" value="N"/>
Select Accrual Code(s), or blank for ALL	<input type="text"/>
Pay Status Active (A), Inactive (I), or blank for ALL	<input type="text"/>
Pay Type 1-4, Exclude Subs (E), or blank for ALL	<input type="text"/>
Select Pay Campus(es), or blank for ALL	<input type="text"/>
Select Primary Campus(es), or blank for ALL	<input type="text"/>
Select Extract ID(s), or blank for ALL	<input type="text"/>
Select Employee(s), or blank for ALL	<input type="text"/>

Compare the **Accrued Pay** totals to the **Total Pay Remaining** column from Step 3.

Date Run:		School YTD (Sept 1 Thru Aug 31 2025)							Program: HRS3050		
Cnty Dist:		TEXAS ISD							Page: 1 of 35		
Pay Period: 05-01-20 thru 05-31-20		Payrun Date: 05-26-20							Frequency: 6		
Employee Name	Contract	Non Contr	Supplement	NTRS Ex	FICA Tax	Med Tax	Abs Ded	TRS Dep	Reg Hrs	Ovtn Hrs	
Emp Nbr	Prim Campus	Ovtn Grs	Emplr Cont	NTax Allow	NTRS Bs	Bus Allow	TEA Contr	NT NP Bus	Empl Dep	Acc Dep	
	Accrual Code	Emplr Care	NPay Bus	Accru Pay	FICA Accru	E HI Acc	457 Accru	TEA Acc	Unemp Acc		
		A Fed Dep	A Fed Care	Accru Care	Ret Pensn	Care Surc	New TRS	Misc Ded	A Misc Ded	A 403B FICA	
		17,624.97	.00	.00	.00	.00	255.60	.00	1,568.61	.00	
		.00	.00	.00	.00	.00	.00	.00	.00	.00	
000223		132.19	.00	4,406.24	63.89	.00	.00	.00	.00	.00	
	B	.00	.00	33.04	.00	.00	.00	.00	.00	.00	

Note: The **Accrued Pay** should match the **Total Pay Remaining** (column H) in the Excel file.

Step 5

Verify and correct issues

Verify the differences and correct any problems with the staff accrual payroll information so that the amounts are the same. You may have to:

Use the [Payroll > Tables > Accrual Calendars > Accrual Calendar](#) page to:

- Build an accrual calendar for individuals who did not have one built at the beginning of the year.
- Correct the number of days worked in the accrual calendar.

Use the [Payroll > Maintenance > Staff Job/Pay Data > Job Info](#) tab to:

- Enter an accrual code for individuals who do not have one.
- Enter an accrual rate for individuals who do not have one.
- Correct the accrual rate (should be the same as the daily rate) for individuals.

Then, use the [Payroll > Utilities > Payroll Accrual Variance Extract](#) to perform the following steps:

- Use the [Extract](#) tab to run the accrual variance again.
- Use the [Reports](#) tab to review and verify any differences between the spreadsheet and the variance report.
- Correct any issues as needed.
- Use the [Post To Master/Interface To Finance](#) tab to post valid variances and interface to Finance if needed.

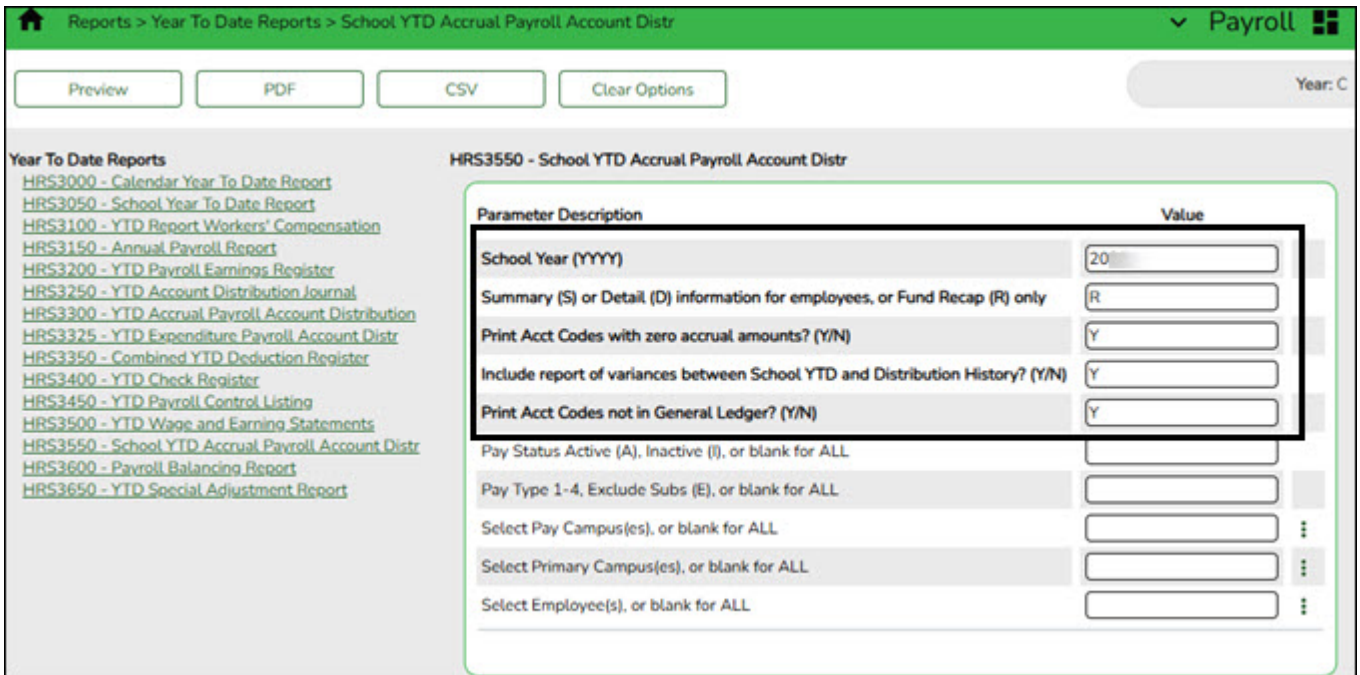
Generate the [Payroll > Reports > Year to Date Reports > HRS3050 - School Year To Date Report](#) again from Step 4 and verify that it matches the estimate from Step 3.

Step 6

Generate the HRS3550 Report

[Payroll > Reports > Year To Date Reports > HRS3550 - School YTD Accrual Payroll Account Distr](#)

After the estimate from the Excel file (Step 3) and the HRS3050 report (Step 4) match, generate the report with the following parameters:



This report will assist you as you balance to Finance in the following step.

Step 7

Run a general ledger inquiry

[Finance > Inquiry > General Ledger Inquiry > General Ledger Account Summary](#)

When considering potential journal entries to be made later in this step, use the following chart for reference.

Note: This chart derives from the **Payroll Automatic Posting Default** section on the [Finance > Tables > District Finance Options > Clearing Fund Maintenance](#) tab.

General Ledger Inquiry Report	School YTD Report	Expenditure Object Code
216X	Accrued Wages	6119 or 6129

221X.11	Accrued Federal Grant Deposit	6146
221X.12	Accrued Federal Grant Care	6146
221X.14	Accrued Employer FICA/Medicare	6141
221X.15	Accrued Employer Unemployment Tax	6145
221X.16	Accrued Health Insurance Contribution (Emplr Health Insurance Accrued + TEA Health Ins Accrued)	6142
221X.17	Accrued Employer 457 Contribution	6149
221X.18	Accrued Employer Annuity Contribution	6149
221X.19	Accrued Employer TRS Care Contribution	6146
221X.20	Accrued Employer Dependent Care	6149
221X.21	Accrued Employer Miscellaneous Deduction Contribution	6149

Run an inquiry on the 216X and 221X accounts from Finance and compare the balances to the [Payroll > Reports > Year To Date Reports > HRS3550 - School YTD Accrual Payroll Account Distribution Journal](#).

This inquiry can also be run in Purchasing.

Inquiry > General Ledger Inquiry
Finance

File ID: C

GENERAL LEDGER INQUIRY GENERAL LEDGER ACCOUNT SUMMARY EMPLOYEE DISTRIBUTION LIST INQUIRY OVER EXPENDED ACCOUNT SUMMARY

Processed Current Period: Next Period: Balance Accounts Only Include Fund Totals Exclude Objects 61XX

Fund	Func	Obj	Subj	Org	-----Prog-----		
Account Code:	XXX	XX	216X	XX	XXX	X	XX

Retrieve Reset

Date Run:
 Cnty Dist:
 Processed Current Next

Inquiry Information for Balance Accounts
 ISD
 XXX XX 216X XX XXX X XX X XX

Page: 1 of 1
 File ID: C

Account Number	Description	Est Revenue/ Appropriation	Encumbrance	Rtzd Revenue/ Expenditure	Balance
198 00 2161 00 000 5 00 0 00	ACCRUED WAGES PAYBLE				-28,001.64
199 00 2161 00 000 5 00 0 00	ACCRUED WAGES PAYBLE				-3,399,331.47
211 00 2161 00 000 5 00 0 00	ACCRUED WAGES PAYBLE				-3,785.69

Business

Date Run:		School YTD Accrual Payroll Account Distribution Journal for 2025Recap								Program: HRS3550	
Cnty Dist:		ISD								Page: 1 of 1	
										Frequency: 6	
Fund / FY		Total	Gross Pay	Accrued Pay	FICA/Med	Unemploy	Employer	Federal	Federal	TEA Hlth	Emplr
			Ret Pen Surch	Emplr Care	Care Surch	Tax Emplr Misc	Contrib	Deposit	Care	Ins Contrib	457
198-5		Total	153,565.90	28,001.64	382.56	.00	4,309.50	.00	.00	.00	
/ / /			.00	152.32	.00	.00					
199-5		Total	24,571,298.78	3,402,028.45	47,946.09	.00	251,696.60	.00	.00	.00	
/ / /			.00	25,432.21	.00	.00					
211-5		Total	26,750.90	3,785.69	42.09	.00	583.30	312.31	47.31	.00	
/ / /			.00	28.40	.00	.00					
224-5		Total	153,750.00	21,140.61	296.48	.00	3,988.60	1,744.08	264.27	.00	
/ / /			.00	158.55	.00	.00					
255-5		Total	9,492.20	2,578.65	28.66	.00	207.00	212.74	32.23	.00	
/ / /			.00	19.35	.00	.00					
281-5		Total	98,785.32	19,750.39	282.99	.00	1,049.60	1,597.85	242.10	.00	
/ / /			.00	147.47	.00	.00					
282-5		Total	105,250.00	21,050.00	287.62	.00	2,118.60	1,736.62	263.12	.00	
/ / /			.00	157.88	.00	.00					
283-5		Total	629,499.90	125,899.98	1,759.22	.00	8,674.10	10,386.75	1,573.73	.00	
/ / /			.00	944.22	.00	.00					
288-5		Total	6,903.70	1,875.46	20.84	.00	150.50	154.72	23.44	.00	
/ / /			.00	14.08	.00	.00					

If there is a difference in any of the funds, a journal entry needs to be made to balance the general ledger to the HRS3550 - School YTD Accrual Payroll Account Distribution Journal.

Compare the HRS3550 report totals to the General Ledger Inquiry reports.
Review the following example entry:

Account Code	Debit	Credit
199-00-2161-00-000-X-00-000		\$2,696.98
199-11-6119-00-001-X-11-000	\$2,696.98	

This is the difference between the two amounts. The entry has to make the general ledger match the HRS3550 - School YTD Accrual Payroll Account Distribution Journal.

Account Code	Debit	Credit
199-00-2211-14-000-X-00-000		\$123.70
199-11-6141-00-001-X-11-000	\$123.70	
199-00-2211-16-000-X-00-000		\$246.00
199-11-6142-00-001-X-11-000	\$246.00	
199-00-2211-19-000-X-00-000		\$65.93
199-11-6146-00-001-X-11-000	\$65.93	

Note: Be sure to keep a clean final copy of both of the HRS3550 reports for the auditor. **These reports cannot be recreated after the July and August payrolls are processed.**