




approvaldashboard_body

Table of Contents

approvaldashboard_body i

Upon retrieving the page, a list of all budget revision requests and reimbursement requests awaiting your approval is displayed regardless of the year and grant type.




Use the following fields to narrow your search of pending approvals:

Year	Type a four-digit grant year.
Grant Type	Begin typing the grant type or description. As you type the data, a drop-down list of corresponding data is displayed. Select a grant. If the grant type or description is not known, click  to select a grant from the Grant Types lookup or press the Spacebar to view a list of grant types.

Click  to select the request type (*ALL, Budget Revisions, Reimbursement*).

Click **Retrieve**. A list of pending requests matching your search criteria is displayed if any.

Under **Transaction Pending Approval**:

Select All	Select the top-level check box to select/unselect all transactions. Or, select individual check boxes to only select specific transactions.
Detail	Click  to view additional details for the transaction and any documents attached to the transaction.
Doc	If documents exist for the transaction,  is displayed. Click  to open the Document Attachments pop-up and view the existing uploaded documents. The Document Attachments feature in this view is read-only.
Member	The member county district number and name tied to the transaction are displayed.
Year	The grant year for the transaction is displayed.
Grant ID	The grant ID for the transaction is displayed.
Transaction Date	The transaction date is displayed.
Type	The transaction type is displayed.
Amount	The transaction amount is displayed. This amount includes the sum of all object class amounts for the grant year and ID.
Final Rpt	For reimbursement requests only: If selected, the originator has indicated that the request is the final transaction for the grant year and ID. This field is read-only.

Click **Approve** to approve the request. The approved requests are removed from the list.

- If there are subsequent approvers in the workflow, the transaction will continue to the next approver.
- If you are the last approver in the approval workflow and you approve the transaction, the transaction status is updated to *Posted*. If **Final Report** is selected for a reimbursement request, then the **Final Report Processed Indicator** is automatically selected for the **Grant Year** and **Grant ID** on the Grant Maintenance tab.

Click **Return** to return the request to the originator. The returned requests are removed from the list.