



# grantmaintbody




# Table of Contents

**grantmaintbody** ..... i








**Add a new record:**

Click **Add** to add a grant record. You have the option to select an existing year and grant ID for the new grant record using the **Year** and **Grant ID** fields at the top of the page. Or, you can type a new year and grant ID in the **Year** and **Grant ID** fields below the Grant Maintenance tab title.

<b>Year</b>	Type a four-digit grant year. The grant year and ID must be a unique pair.
<b>Grant ID</b>	Type a grant ID. Dashes are allowed. This field can be a maximum of 20-alphanumeric characters. Or, click  to select an existing grant ID from the <a href="#">Grant IDs lookup</a> . The grant year and ID must be a unique pair.

Under **Grant Maintenance**:

For new grant IDs, enter the same year and grant ID as entered above.

<b>Year</b>	Type the four-digit grant year. The grant year and ID must be a unique pair.
<b>Grant ID</b>	Type a grant ID. Dashes are allowed. This field can be a maximum of 20-alphanumeric characters. Or, click  to select an existing grant ID from the <a href="#">Grant IDs lookup</a> . The grant year and ID must be a unique pair.
<b>Member</b>	<p>Begin typing a member name or six-digit county district number. As you type the data, a drop-down list of corresponding data is displayed. Select a member. If the member name or county district number is not known, click  to select a member from the <a href="#">Member lookup</a> or press the SPACEBAR to view a list of members.</p> <p>When creating a new record, only members that exist on the <a href="#">Grants and Projects &gt; Tables &gt; SSA Members &gt; Member Information</a> tab can be selected.</p>
<b>Grant Type</b>	<p>Begin typing the grant type or description. As you type the data, a drop-down list of corresponding data is displayed. Select a grant. If the grant type or description is not known, click  to select a grant from the Grant Types lookup or press the SPACEBAR to view a list of grant types.</p> <p>When creating a new record, only grant types that exist on the <a href="#">Grants and Projects &gt; Tables &gt; SSA Grants &gt; Grant Types</a> tab can be selected.</p>
<b>Status</b>	Click  to select a status ( <i>Active, Closed, or Canceled</i> ) for the grant.
<b>Expense Account</b>	<p>Type the account number to be charged for any reimbursements processed for the grant ID. Or, in each of the account code fields, click  to select an account code component from the corresponding lookup. The selected account code component is populated in the corresponding field.</p> <p>The selected account code must exist in Finance file ID C. Student Activity Funds are not allowed.</p>

Under **Dates**:

<b>Begin Date</b>	Type the grant begin date in the MM-DD-YYYY format. Or, select a date from the calendar.
<b>End Date</b>	Type the grant end date in the MM-DD-YYYY format. Or, select a date from the calendar.

Under **Reserve:**

<b>Reserved Percent</b>	Type the reserved percentage amount. Valid values are 0-100.
<b>Reserved Amount</b>	Type the reserved amount. This amount cannot be greater than 999,999,999.99.

Under **Final Report:**

<b>Due Date</b>	Type the final reporting due date for the grant. This date must be after the grant <b>End Date</b> .
<b>Processed Indicator</b>	This check box is display only and is automatically updated after the final transaction is submitted for a <b>Year</b> and <b>Grant ID</b> .

The following information only displays for existing records:

Under **Summary:**

<b>Total Award</b>	The original amount of the award plus or minus any revisions that have been approved (posted) is displayed.
<b>Reimbursements</b>	The reimbursement amounts that have been paid are displayed.
<b>Pending Reimbursements</b>	The reimbursement amounts that have been approved but not paid are displayed.
<b>Eligible Remaining</b>	The eligible remaining amount of the award (calculated <b>Total Award - Reimbursements</b> and <b>Pending Reimbursements = Eligible Remaining</b> ) is displayed.
<b>Matching Funds</b>	The total amount of matching funds is displayed.