



Copy NYR tables to CYR

Table of Contents

Copy NYR tables to CYR i

Log on to the next year payroll frequency.

Human Resources > Next Year > Copy NYR Tables to CYR

Copy all of the necessary tables.

Next Year SessionTimer: 239 min and 28 sec

Copy Next Year Tables


Title		
Accrual Calendar	<input checked="" type="checkbox"/>	...
Extra Duty Pay	<input checked="" type="checkbox"/>	...
Hourly / Daily Salary	<input checked="" type="checkbox"/>	...
Job Code	<input checked="" type="checkbox"/>	...
Local Annual Salary	<input checked="" type="checkbox"/>	...
Midpoint Salary	<input checked="" type="checkbox"/>	...
School Calendar	<input checked="" type="checkbox"/>	...
State Minimum Salary	<input checked="" type="checkbox"/>	...
Substitute Salary	<input checked="" type="checkbox"/>	...
Workers' Compensation Rates	<input checked="" type="checkbox"/>	...

Execute Select All Tables

- Click **Select All Tables** to select all of the tables.

OR

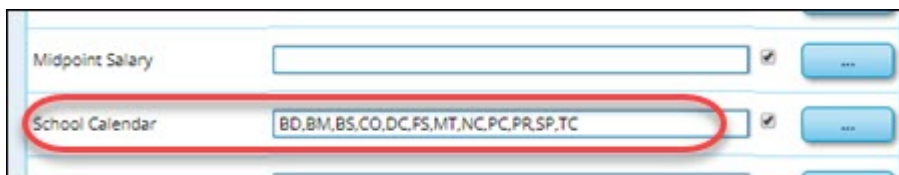
- Select next to the table(s) you want to include.
- Select again to unselect a table.

Click  for the **School Calendar**. The School Calendars list is displayed. Select all of the necessary calendars.

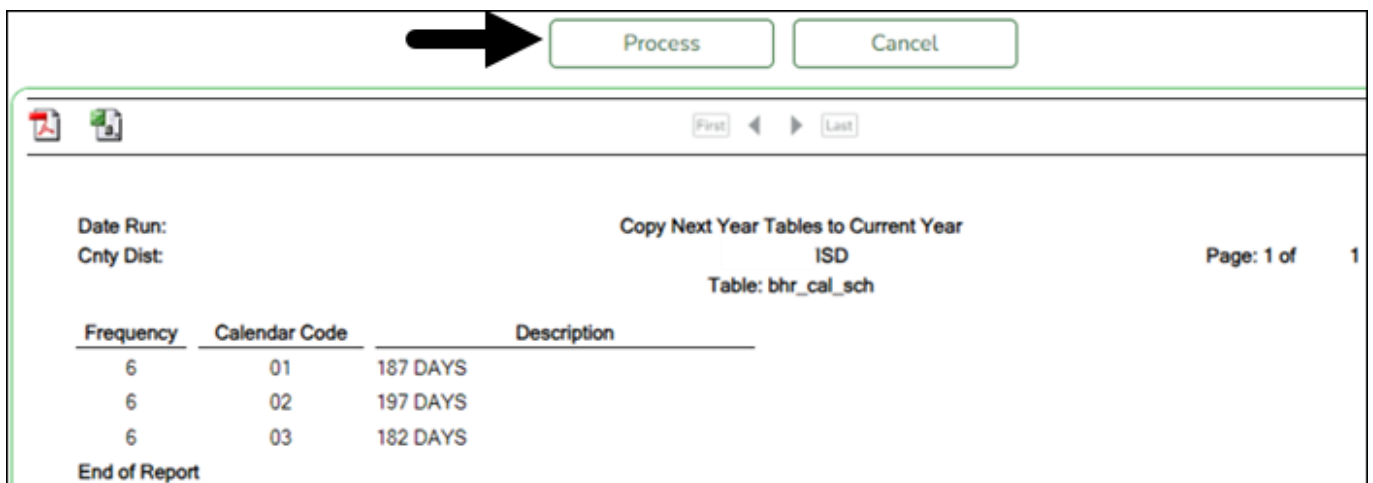


Calendar Code	Description
<input checked="" type="checkbox"/>	BD Bus Driver
<input checked="" type="checkbox"/>	BM 212 Days
<input checked="" type="checkbox"/>	BS 260 (7/1 start)
<input checked="" type="checkbox"/>	CO 226 STAFF
<input checked="" type="checkbox"/>	DC 226 DAY CARE
<input checked="" type="checkbox"/>	FS Food Service
<input checked="" type="checkbox"/>	MT 260 M & O
<input checked="" type="checkbox"/>	NC 197 LIBRARY AIDES
<input checked="" type="checkbox"/>	PC 220 Admin
<input checked="" type="checkbox"/>	PR 207 Staff
<input checked="" type="checkbox"/>	SP 226 SUPER
<input checked="" type="checkbox"/>	TC 187 Staff
<input type="checkbox"/>	TR TRS WORKDAYS

Click **OK**. All of the selected calendar codes are displayed in the **School Calendar** field.



Click **Execute**. Only the selected tables are processed. As the reports are generated, click **Process** for each table. [Review the reports.](#)



Process Cancel

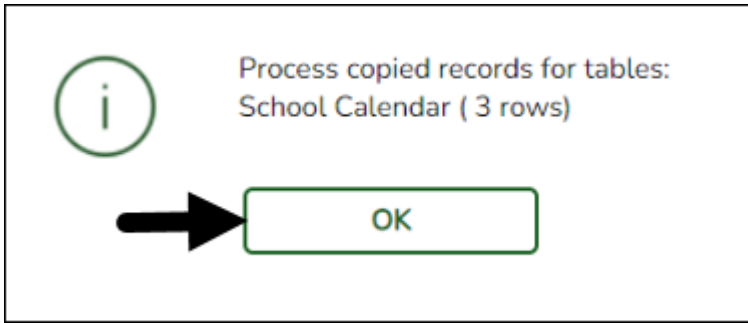
First ◀ ▶ Last

Date Run: Copy Next Year Tables to Current Year
 Cnty Dist: ISD Page: 1 of 1
 Table: bhr_cal_sch

Frequency	Calendar Code	Description
6	01	187 DAYS
6	02	197 DAYS
6	03	182 DAYS

End of Report

A message is displayed with the table names and the number of rows that were copied. Click **OK**.



Review the process report to verify that all applicable calendars, extra duty pay, and job codes were copied to the current year payroll frequency. **It is recommended** that you log on to **Personnel > Tables > Workday Calendars** to verify this information. If the calendars were not copied over correctly, you may have to individually copy the calendars.

Note: When copying the school calendar table from next year to the current year, the calendar code, description, and days are copied. If a calendar code exists in the next year and current year, the next year data replaces the entire calendar contents for the current year for the specified calendar code.