



**decrement\_body**



# Table of Contents

**decrement\_body** ..... i



**Note:** The system default is to decrement (subtract by one) the fiscal year in the account distribution code in the next year payroll files. If you do not want to decrement a Fund activity, then the fund must be added to this tab to prevent it from being decremented. For example, if you want August accruals for federal funds to be posted to the new fund/yr, then that fund/yr should be added to this tab.

Under **Next Year Frequency**, select one of the following payroll frequencies:


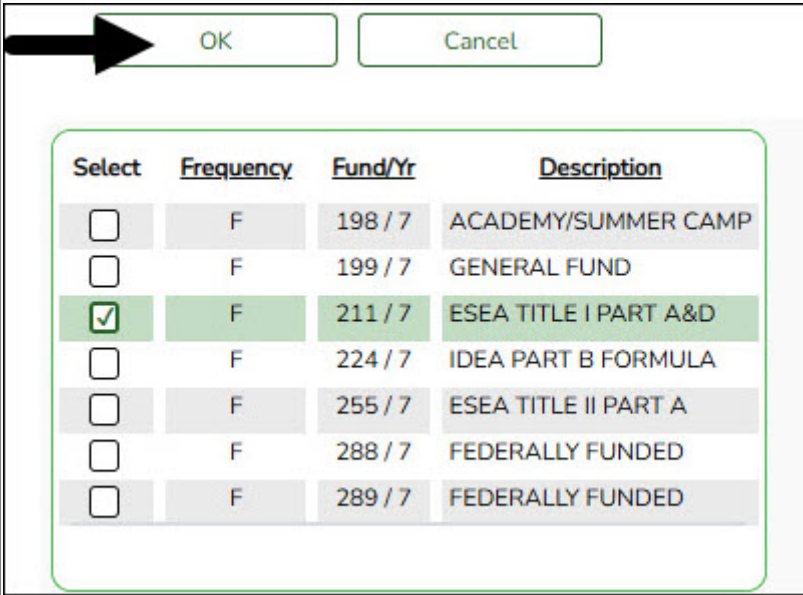
- **D - Biweekly**
- **E - Semimonthly**
- **F - Monthly**

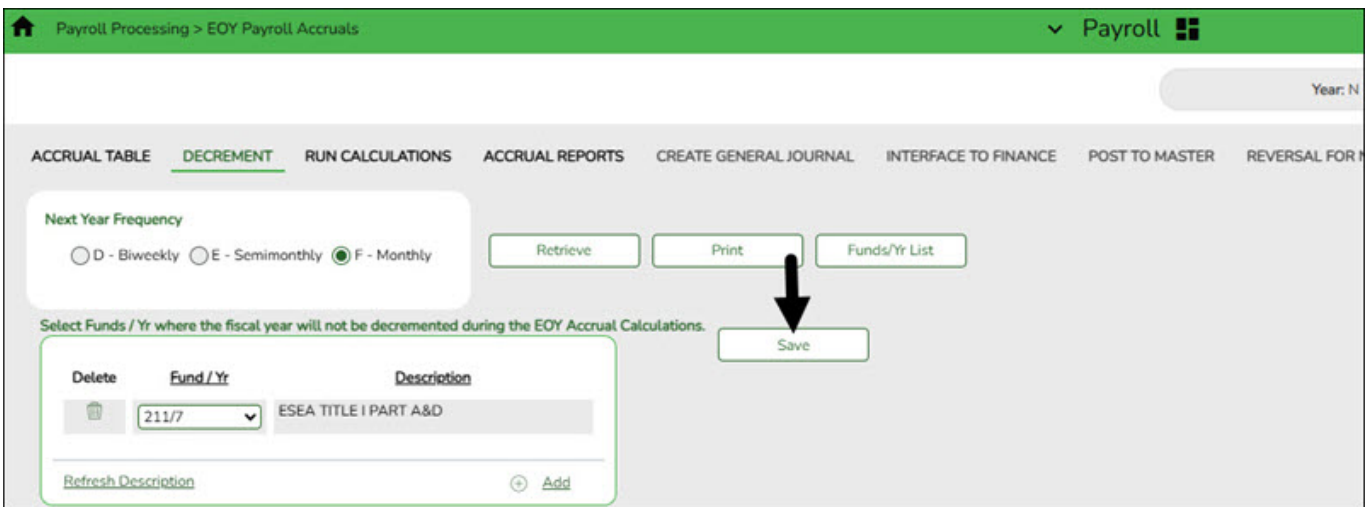
<WRAP box> **Notes:**

- If the user is not authorized to access a payroll frequency, it is disabled.
- Only one payroll frequency can be selected at a time.

</WRAP

Click **+Add** to manually add fund/yrs.

Field	Description																																
<b>Fund/Yr</b>	<p>Click  to select the federal funds that should not have the FY decremented (decreased).</p> <p>For multiple entries, click <b>Funds/Yr List</b>. A list of available fund/yrs is displayed.</p> <div data-bbox="295 353 1101 945"><table border="1"><thead><tr><th>Select</th><th>Frequency</th><th>Fund/Yr</th><th>Description</th></tr></thead><tbody><tr><td><input type="checkbox"/></td><td>F</td><td>198 / 7</td><td>ACADEMY/SUMMER CAMP</td></tr><tr><td><input type="checkbox"/></td><td>F</td><td>199 / 7</td><td>GENERAL FUND</td></tr><tr><td><input checked="" type="checkbox"/></td><td>F</td><td>211 / 7</td><td>ESEA TITLE I PART A&amp;D</td></tr><tr><td><input type="checkbox"/></td><td>F</td><td>224 / 7</td><td>IDEA PART B FORMULA</td></tr><tr><td><input type="checkbox"/></td><td>F</td><td>255 / 7</td><td>ESEA TITLE II PART A</td></tr><tr><td><input type="checkbox"/></td><td>F</td><td>288 / 7</td><td>FEDERALLY FUNDED</td></tr><tr><td><input type="checkbox"/></td><td>F</td><td>289 / 7</td><td>FEDERALLY FUNDED</td></tr></tbody></table></div> <p>To select multiple rows when the funds/fiscal years are consecutive, select a fund/fiscal year to start at, and then press and hold SHIFT while selecting a fund/fiscal year to end the selection process. All funds/fiscal years (between the first and last item) in the sequence are selected.</p> <p>To select multiple rows when the funds/fiscal years are not consecutive, select a fund/fiscal year, and then other individual funds/fiscal years from different areas of the list.</p> <p>Click <b>OK</b> to select the funds/fiscal years and close the listing. Otherwise, click <b>Cancel</b>.</p>	Select	Frequency	Fund/Yr	Description	<input type="checkbox"/>	F	198 / 7	ACADEMY/SUMMER CAMP	<input type="checkbox"/>	F	199 / 7	GENERAL FUND	<input checked="" type="checkbox"/>	F	211 / 7	ESEA TITLE I PART A&D	<input type="checkbox"/>	F	224 / 7	IDEA PART B FORMULA	<input type="checkbox"/>	F	255 / 7	ESEA TITLE II PART A	<input type="checkbox"/>	F	288 / 7	FEDERALLY FUNDED	<input type="checkbox"/>	F	289 / 7	FEDERALLY FUNDED
Select	Frequency	Fund/Yr	Description																														
<input type="checkbox"/>	F	198 / 7	ACADEMY/SUMMER CAMP																														
<input type="checkbox"/>	F	199 / 7	GENERAL FUND																														
<input checked="" type="checkbox"/>	F	211 / 7	ESEA TITLE I PART A&D																														
<input type="checkbox"/>	F	224 / 7	IDEA PART B FORMULA																														
<input type="checkbox"/>	F	255 / 7	ESEA TITLE II PART A																														
<input type="checkbox"/>	F	288 / 7	FEDERALLY FUNDED																														
<input type="checkbox"/>	F	289 / 7	FEDERALLY FUNDED																														
<b>Description</b>	<p>This field is automatically populated when the <b>Fund/Yr</b> field is populated from the <b>Funds/Yr List</b>. If a fund/yr is manually added, click <b>Refresh Description</b> to populate this field.</p>																																



Click **Save**.