



ER25 Add Adj




Table of Contents

ER25 Add Adj i

ER25 Add Adj

The ER25 record is used to report an adjustment that adds a record to a previously reported Employment After Retirement report.

Under **Employment:**


TRS Position Code	<p>Click  to select the employee's new TRS position code.</p> <p>01 - Professional staff 02 - Teacher, librarian 03 - Support staff 04 - Bus driver 05 - FT nurse/Counselor 06 - Peace Officers 07 - Food service worker 09 - Summer School</p>
Retiree Employment Type	<p>Click  to select the employee's retiree employment type code.</p> <ul style="list-style-type: none"> • B - Non-Profit Tutor Substitute • C - Combination of Substitute and Half-time or less • E - Surge Personnel • F - Full-Time • H - Half-time or less • N - Non-Profit Tutor Half Time or Less • S - Substitute • T - Non-Profit Tutor Full Time
Zero Days Reason	<p>Click  to select the reason for reporting zero days worked for an employee.</p> <p>A - Accrued Pay/Not Terminated C - Employee on less than 12 month pay schedule/Not Terminated F - Final Pay/Terminated L - Leave Without Pay</p>
Actual Hours Worked	<p>Type the actual number of hours that the employee worked in the reporting period month. The number of hours must be reported as a whole number. Any number with a portion after the hour must be increased to the next whole number (e.g., 7.5 should be increased to 8, 46.1 should be increased to 47). This field must be reported if actual hours are tracked. This field must be reported if actual hours are tracked.</p>
Days Worked	<p>Type the actual number of days worked or on paid leave in the reporting period month.</p>
Paid Through Third Party Entity	<p>Select to indicate if the retiree works for a third party entity and not the local education agency (LEA).</p>
Contract Begin Date	<p>Type the date that the contract began in the MM-DD-YYYY format.</p>
Contract End Date	<p>Type the date that the contract ends in the MM-DD-YYYY format.</p>

Under **Amount:**

Total Gross Pay	Type the retiree's total gross compensation amount.
------------------------	---

Pension Surcharge	Type the amount of pension surcharge due based on retiree's employment, if any.
TRS Care Surcharge	Type the amount of TRS-Care surcharge due based on retiree's employment, if any.

Under **Adjusted Report**:

Month	Click  to select the month of the adjusted report.
Year	Type the year of the adjusted report in the YYYY format.