



## **RP25 Payroll Adjustment**



# Table of Contents

RP25 Payroll Adjustment ..... i



## RP25 Payroll Adjustment

The RP25 record is used to report adjustments to an employee's previously reported compensation and contribution information. RP25 Payroll Adjustment records can be used to correct an incorrectly submitted RP20 or to add a detail record omitted from a previous report. This is a net difference transaction.

**RP25 Regular Payroll Adj**

Emp Nbr: 000001 Staff ID/SSN: 111-11-1111 Name: 7 HOUR SR, DOROTHY JEAN DOB: 03-15-1958 Gender: F - Female

**Job Info**

TRS Position: 03 - Support staff Actual Hours Worked: 0 Hours Scheduled: 0 Days Worked: 40 Zero Days Reason: C - Employee on less than 1.

**Monthly Amount**

TRS Gross:	0.00	TRS Grant Gross:	0.00	Emplr TRS Care Contrib:	0.00	Perfor Pay Gross:	0.00
TRS Care:	0.00	TRS Grant Deposit:	0.00	Emplr New Member Contrib:	0.00	Adj State Min:	0.00
TRS Sal Reduction:	0.00	TRS Grant Care:	0.00	Emplr TRS Non-OASDI Contrib:	0.00	Stat Min Contrib:	0.00
Total Gross Pay:	330.00						

**Service Credit**

Service Credit Purchase Deduction Amount: 0.00

Service Credit Tax Shelter Flag:

**Adj Report Period**


Month: 02 Year: 2017

Save Close

The **Emp Nbr**, **Staff ID/SSN**, **Name**, **DOB**, and **Gender** fields are displayed and cannot be changed.

Under **Job Info**:

<b>TRS Position Code</b>	<p>Click ▼ to select the applicable TRS member position code:</p> <ul style="list-style-type: none"> <li>• 01 - Professional staff</li> <li>• 02 - Teacher, librarian</li> <li>• 03 - Support staff</li> <li>• 04 - Bus driver</li> <li>• 05 - FT nurse/Counselor</li> <li>• 06 - Peace Officers</li> <li>• 07 - Food service worker</li> <li>• 09 - Summer School</li> </ul>
<b>Actual Hours Worked</b>	Type the actual number of hours that the employee worked in the reporting period month. The number of hours must be reported as a whole number. Any number with a portion after the hour must be increased to the next whole number (e.g., 7.5 should be increased to 8, 46.1 should be increased to 47). This field must be reported if actual hours are tracked.
<b>Hours Scheduled</b>	Type the number of hours that the employee is scheduled per week. The number of hours must be reported as a whole number. Any number with a portion after the hour must be increased to the next whole number (e.g., 7.5 should be increased to 8, 46.1 should be increased to 47). This field must be reported if the employee's actual hours are not tracked.
<b>Days Worked</b>	Type the net difference between the originally reported number of days and the correct number of days in reporting period month.

<b>Zero Days Reason</b>	<p>Click  to select the reason for reporting zero days worked for an employee. This field is required if the value is zero in the <b>Days Worked</b> field.</p> <p><i>A - Accrued Pay/Not Terminated</i>  <i>C - Employee on less than 12 month pay schedule/Not Terminated</i>  <i>D - Delete</i>  <i>F - Final Pay/Terminated</i>  <i>L - Leave Without Pay</i></p>
-------------------------	--


Under **Monthly Amount:**

<b>TRS Gross</b>	Type the net difference between the originally reported amount and the correct amount of regular eligible compensation, Do not include performance pay.
<b>TRS Grant Gross</b>	Type the net difference between the originally reported amount and the correct amount of eligible compensation paid from Federal funds or private grants for the adjustment month.
<b>Emplr TRS Care Contrib</b>	Type the net difference between the originally reported amount and the correct amount of the reporting entity's contribution to TRS Care based on eligible compensation reported for the adjustment month.
<b>Perfor Pay Gross</b>	Type the net difference between the originally reported amount and the correct amount of performance pay.
<b>TRS Care</b>	Type the net difference between the originally reported amount and the correct amount of the member's contribution to TRS Care based on regular eligible compensation reported for the adjustment month.
<b>TRS Grant Deposit</b>	Type the net difference between the originally reported amount and the correct amount of the state's matching contribution based on eligible compensation paid from Federal funds or private grants for the adjustment month.
<b>Emplr New Member Contrib</b>	Type the net difference between the originally reported amount and the correct amount of the state's matching contribution on eligible compensation paid to a new TRS member during the first 90 days of employment.
<b>State Min</b>	Type the net difference between the originally reported amount and the correct amount of the state minimum compensation for the adjustment month.
<b>TRS Sal Reduction</b>	Type the net difference between the originally reported amount and the correct amount of the regular monthly member retirement contribution reported.
<b>TRS Grant Care</b>	Type the net difference between the originally reported amount and the correct amount of the state TRS Care matching contribution based on eligible compensation paid from Federal funds or private grants for the adjustment month.
<b>Emplr TRS Non-OASDI Contrib</b>	Type the net difference between the originally reported amount and the correct amount of the local education agency's (LEA) contribution amount for TRS-eligible compensation paid to employees.
<b>Stat Min Contrib</b>	Type the net difference between the originally reported amount and the correct amount of the state's matching contribution for eligible compensation paid above the state minimum.
<b>Total Gross Pay</b>	Type the net difference between the originally reported amount and the correct amount of total gross compensation.

Under **Service Credit:**

<b>Service Credit Purchase Deduction Amount</b>	Type the net difference between the originally reported amount and the correct amount of the monthly installment payment of member's service credit purchase.
---	---

**Service Credit Tax Shelter Flag**


Click  to select whether a payroll deduction is after-tax or before-tax.

**Note:** Currently, only A is allowed.

*A - After tax*

*B - Before tax*

Under **Adj Report Period:**

<b>Month</b>	Click  to select the month of the adjusted report.
<b>Year</b>	Type the year of the adjusted report in the YYYY format.