











body

Table of Contents

body i

Select Pay Frequency	Click  to select the pay frequency that you want to move to the current year. This is a required field.
Include Vacant Supplements	Select to include the vacant supplement positions. Recommendation: Do not select this field unless it is your final move.
Validate Accounts against General Ledger	This field is selected by default. Clear this field to not validate the accounts against the general ledger. Recommendation: Select this field if you are doing your first test move. By doing so, the appropriate errors are generated to inform you of incorrect account codes in PMIS. If not selected, those account codes are moved to Human Resources if each account component is valid.
Update TRS Year Flag	Select to update the TRS Year field on the Human Resources > Staff/Job Pay Data > Job Info tab. Recommendation: Select this field if the employees being moved will receive a contract payment prior to the first pay date of the new school year (i.e., July and August starts).
Update Workers' Comp Annual and Remaining Payments	Select to update the WC Ann Pymts and WC Remain fields on the Human Resources > Staff/Job Pay Data > Job Info tab. The WC Ann Pymts field indicates the number of annual workers' compensation payments for the contract period and the WC Remain field indicates the number of remaining workers' compensation payments to be made during the contract period.
Add Additional Workers' Comp Payments	Type the number of additional workers' compensation payments. The field accepts any value between 0-9. This field is helpful as it can be difficult to identify which months have a third payroll for the biweekly frequency. You can use this field to add one or two to the contract months times two.
Select State Minimum Salary Table (CYR/NYR)	Click  to select the current year or next year. This is a required field. This selection determines which salary table is referenced when calculating the state foundation salary.
Select First Pay Date Codes or blank for ALL	Select the first pay date codes that begin their new contract payout. Type the pay date codes, separating multiple pay date codes with a comma but no space (e.g., 1,17,88,A1). Or, click  to search for pay date codes. Otherwise, leave blank to use all pay date codes.
Include Extra Duty	Select to include extra duty in the process. If not selected, no extra duty will be processed even if extra duty codes are selected.
Select Extra Duty Codes or blank for ALL	Select all of the supplements as only those supplements that are tied to an employee being moved based on the first pay date code will be selected. You can select a supplement even if it is tied to an employee who you do not want to pay yet. Type the extra duty codes, separating multiple extra duty codes with a comma but no space (e.g., 08,20,A2,TF). Or, click  to search for extra duty codes. Otherwise, leave blank to use all extra duty codes.

Select Positions or blank for ALL (Includes ALL billets for selected positions Blank for ALL not processed when Positions/Billets selected)	Type the position codes, separating multiple position codes with a comma but no space (e.g., PRIN,T187). Or, click  to search for position codes. Otherwise, leave blank to use all position codes.
Select Positions/Billets or blank for ALL	Type the position/billet codes, separating multiple position/billet codes with a comma but no space (e.g., PRIN/00001,PRIN/00006). Or, click  to search for position/billet codes. Otherwise, leave blank to use all position/billet codes.
Select Supplement Positions or blank for ALL (Includes ALL billets for selected supplement positions Blank for ALL not processed when Supplements/Billets selected)	Type the supplement position codes, separating multiple supplement position codes with a comma but no space (e.g., PRIN,T187). Or, click  to search for supplement position codes. Otherwise, leave blank to use all supplement position codes.
Select Supplement Positions/Billets or blank for ALL	Type the supplement position/billet codes, separating multiple supplement position/billet codes with a comma but no space (e.g., PRIN/00001,PRIN/00006). Or, click  to search for supplement position/billet codes. Otherwise, leave blank to use all supplement position/billet codes.

Click **Execute**. The following list of reports is displayed:

- Move Forecast Process Error Listing - [Sample Report](#)

Date Run:	Move Forecast to CYR Position and Payroll Errors			Page: 1 of 1
Cnty Dist:	ISD			
Position Nbr	Billet Nbr	Pos Typ	Error Message	
			Warning: Emp Nbr 000047 has Contract Balance amounts not equal to zero for current jobs	
			Warning: Emp Nbr 000307 has Contract Balance amounts not equal to zero for current jobs	
S6SP	00001	S	Failure: Position Accept Changes Flag set to Y	
			Process complete	
End of Report				

Important errors

Error Message	Description
Warning: The employee has Contract Balance amounts not equal to zero for current jobs.	The employee has not been paid off by payroll.
Failure: Position Accept Changes Flag set to Y	The position will not be moved to the current/payroll.
Failure: Emp Nbr must have one position declared as primary.	<p>The error does not necessarily reference the Primary Job field on the position. If an employee has a regular position and a supplement position, but there is an error that causes the primary position to fail, this message often indicates that there is only a supplement position to be moved. It is recommended to review and correct any errors that begin below this message about primary positions. After making those corrections, run the process again. This may resolve the primary job errors.</p> <p>This error also occurs when calendars have not been copied to the current year.</p>

Error Message	Description
Warning: Emp Nbr has multiple supplement positions for the same job; however, one or more of the following do not match: Campus ID, Dept, TRS Status Code, FTE Units, Incr Elig, Max Paymts, FICA Elig, Unemp Elig, EEOC, Workers Comp, Supplement Extra Days or Category Cd. The values from lowest Supplement Position Number/Billet may be used if new rows are inserted for the Pay Info and Job Info tabs.	<p>This error indicates that the fields on the Payroll > Tables > Salaries > Extra Duty tab do not match those selected on a supplemental position.</p> <p>Use the Position Management > Inquiry > PMIS Staff Inquiry to determine the Position Number and Billet for any supplemental positions for the employee. Then, use the Position Management > Maintenance > PMIS Supplement Modify page to retrieve the position and billet and compare the fields on the position to the Payroll > Tables > Salary > Extra Duty tab for the extra duty number on the supplement. For example, in some cases the W/C code on the position may not match the W/C code on the table. Or, the Exp 373 field on the position may be selected, but the Exp 373 on the table for that extra duty code may not be selected. Either the table or the position needs to be updated so that they both match. If changes are made to the Extra Duty table, it is necessary to move the table to the current year payroll before proceeding.</p>

- Update CYR Positions From Forecast - [Sample Report](#)

Date Run:

Cnty Dist:

Update CYR Positions From Forecast

ISD

Page: 1 of

1

Position Nbr	Billet Nbr	Pos Typ	Description	Employee Number	Employee Name
P6ADIRECTOR	00001	P	EXEC DIR - INSTR SUPPORT	.	
P6ADIRECTOR	00002	P	EXEC DIR - FINANCE	.	
P6ADIRECTOR	00003	P	EXECUTIVE DIRECTOR	.	
P6ADIRECTOR	00004	P	EXEC DIR - ANALYST	.	
P6ADIRECTOR	00005	P	EXEC DIR - CURR & INSTR	000047	AGUILAR , ADOLPH C
P6ADIRECTOR	00006	P	EXEC DIR - SCHOOLS	.	
End of Report					

- Update CYR Payroll From Forecast by Employee Name - [Sample Report](#)

Date Run:	Update CYR Payroll From Forecast by Employee Name										
Cnty Dist:	ISD					Page: 1 of 1					
School Year:											
Emp Nbr	Employee Name										
Field	Old	New	Field	Old	New	Field	Old	New			
000047	AGUILAR , ADOLPH C										
Employment Date	08-20-1984		Campus	838	842	Contract Amount	91,777.00	125,543.00			
Pay Status	1	1	Primary Job	Y	Y	Contract Remain Amt	91,777.00	125,543.00			
FICA Eligible	N	N	Overtime Eligible	N	N	Pay Rate	7,648.08	10,461.92			
Unemp Eligible	Y	Y	Increase Eligible	Y	Y	Hrly/Dly Rate	406.092	555.500			
TRS Status	1	1	Calendar Code	MA	MA	Overtime Rate	0.00	0.00			
Job Code	1008	1008	State Step	10	01	Dock Rate	0.00	555.50			
Pay Concept	M	M	TRS Year	Y	Y	State Min Salary	44,448.00	33,492.07			
Pay Type	1	1	TRS Position Code	01	01	Nbr Mon Contr	12	12			
Contract Begin Date	07-13-20	07-12-20	Accrual Code			Nbr Annl Pymts	12	12			
Contract End Date	06-28-20	06-30-20	Exempt Status	Y	Y	Nbr Rem Pymts	8	12			
Payoff Date	06-25-20	06-30-20	EEOC Code	01	01	Job Pct Assgnd	100 %	100 %			
Pay Grade	AM7	AM8	Nbr Days Contract	226	226	Pct Day Empld	100 %	100 %			
Pay Step		01	Nbr Days Empld	226	226	Hrs Per Day	0.00	0.00			
Sched			Max Days	0	226	Nbr Days Off	0.0	0.0			
Distribution Information											
Xmtil Date	Account Code		Acty	W/C	TRS Grt Cd	Extra Duty Cd	Exp 373	Emplr Contrib	Acct Type	Pct	Amt
	199-41-6118.00-737-99000		80				Y	Y	G	100.000 %	125,543.00
Totals										100.000 %	125,543.00

- Update CYR Payroll From Forecast by Campus ID - [Sample Report](#)

Date Run:			Update CYR Payroll From Forecast by Campus ID					
Cnty Dist:			ISD					
School Year:			Page: 1 of 1					
Emp Nbr			Employee Name					
Field			Old			New		
Field			Old			New		
Field			Old			New		
Field			Old			New		
Field			Old			New		
Field			Old			New		
Field			Old			New		
Field			Old			New		
Field			Old			New		
Field			Old			New		
Field			Old			New		
Field			Old			New		
Field			Old			New		
Field			Old			New		
Field			Old			New		
Field			Old			New		
Field			Old			New		
Field			Old			New		
Field			Old			New		
Field			Old			New		
Field			Old			New		
Field			Old			New		
Field			Old			New		
Field			Old			New		
Field			Old			New		
Field			Old			New		
Field			Old			New		
Field			Old			New		
Field			Old			New		
Field			Old			New		
Field			Old			New		
Field			Old			New		
Field			Old			New		
Field			Old			New		
Field			Old			New		
Field			Old			New		
Field			Old			New		
Field			Old			New		
Field			Old			New		
Field			Old			New		
Field			Old			New		
Field			Old			New		
Field			Old			New		
Field			Old			New		
Field			Old			New		
Field			Old			New		
Field			Old			New		
Field			Old			New		
Field			Old			New		
Field			Old			New		
Field			Old			New		
Field			Old			New		
Field			Old			New		
Field			Old			New		
Field			Old			New		
Field			Old			New		
Field			Old			New		
Field			Old			New		
Field			Old			New		
Field			Old			New		
Field			Old			New		
Field			Old			New		
Field			Old			New		
Field			Old			New		
Field			Old			New		
Field			Old			New		
Field			Old			New		
Field			Old			New		
Field			Old			New		
Field			Old			New		
Field			Old			New		
Field			Old			New		
Field			Old			New		
Field			Old			New		
Field			Old			New		
Field			Old			New		
Field			Old			New		
Field			Old			New		
Field			Old			New		
Field			Old			New		
Field			Old			New		
Field			Old			New		
Field			Old			New		
Field			Old			New		
Field			Old			New		
Field			Old			New		
Field			Old			New		
Field			Old			New		
Field			Old			New		
Field			Old			New		
Field			Old			New		
Field			Old			New		
Field			Old			New		
Field			Old			New		
Field			Old			New		
Field			Old			New		
Field			Old			New		
Field			Old			New		
Field			Old			New		
Field			Old			New		
Field			Old			New		
Field			Old			New		
Field			Old			New		
Field			Old			New		
Field			Old			New		
Field			Old			New		
Field			Old			New		
Field			Old			New		
Field			Old			New		
Field			Old			New		
Field			Old			New		
Field			Old			New		
Field			Old			New		
Field			Old			New		
Field			Old			New		
Field			Old			New		
Field			Old			New		
Field			Old			New		
Field			Old			New		
Field			Old			New		
Field			Old			New		
Field			Old			New		
Field			Old			New		
Field			Old			New		
Field			Old			New		
Field			Old			New		
Field			Old			New		
Field			Old			New		
Field			Old			New		
Field			Old			New		
Field			Old			New		
Field			Old			New		
Field			Old			New		
Field			Old			New		
Field			Old			New		
Field			Old			New		
Field			Old			New		
Field			Old			New		
Field			Old			New		
Field			Old			New		
Field			Old			New		
Field			Old			New		
Field			Old			New		
Field			Old			New		
Field			Old			New		
Field			Old			New		
Field			Old			New		
Field			Old			New		
Field			Old			New		
Field			Old			New		
Field			Old			New		
Field			Old			New		
Field			Old			New		
Field			Old			New		
Field			Old			New		
Field			Old			New		
Field			Old			New		

Click **Generate Reports**. The first report selected is displayed.

[Review the report.](#)

Click **Continue** to view the next report or click **Return** to return to the report selection page.

After reviewing the generated reports, return to the report selection page and click **Process** to move the forecast records to the current year.

[Create a backup.](#)

After the process is completed, the actual update is performed. If the update is successful, a message is displayed indicating that the move forecast updates were successfully processed.

Click **Cancel** to return to the Move Forecast to CYR Position and Payroll page without moving the forecast records to current year.