







occupant_history

Table of Contents

occupant_history i

Employee Nbr	Type the employee number of the employee in the position, or click  to select from a list.
Employee Name	Populated based on the selected Employee Nbr and is display only.
Primary Job	Select if this is the primary job for the employee. An employee may only have one primary job.
Pay Grade	Type the code for the pay grade, or click  to select from a list. The field can be a maximum of three characters and is a required field.
Pay Step	Type the code for the salary level within the indicated pay grade, or click  to select from a list. The field can be a maximum of two characters and is a required field.
Schedule	Type the optional, locally assigned, single-character code that is used to indicate the separate pay schedules for professional and support staff with the same pay grade, pay step, and maximum number of days employed, or click  to select a schedule from the list.
Begin Date	Type the beginning date for the calendar selected in the MMDDYYYY format. This is a required field.
End Date	Type the ending date for the calendar selected in the MMDDYYYY format. This is a required field.
Payoff Date	Type the date on which the employee's contract is paid off in the MMDDYYYY format, or click to select from a list. When this date and the pay date match, contract payoff occurs. This is a required field.
Days Off	Type the number of days the employee was scheduled to work but did not work. The number will be deducted from actual days.
Hrly/Dly Rate	Type the hourly or daily rate for the position.
Salary	Indicates the annual salary amount for the pay grade, pay step, maximum days, and local schedule indicated and is display only.
Remaining Payments	Type the number of payments remaining to be made to the employee during the current contract period. This is a required field.