



ASCENDER GUIDES





**body**




# Table of Contents

**body** ..... i



<b>Retrieve a record.</b>	The <b>From</b> and <b>To Date</b> fields default to your current fiscal year. <b>TIP:</b> Use the following fields to narrow your inquiry search. For example, you can perform a search on a specific requisition <b>Status</b> to only display a list of requisitions with the selected status. By narrowing your search parameters, you can avoid retrieving large amounts of data in a single instance.	
	<b>Req Nbr</b>	Type the requisition number to be retrieved.
	<b>PO Nbr</b>	Type the purchase order number to be retrieved. Leading zeros are not required. However, if the purchase order number is alphanumeric, the field is not zero-filled.
	<b>Contr Type</b>	Click  to select a contract type.
	<b>From Date</b>	Type the beginning search date in the MMDDYYYY format.
	<b>To Date</b>	Type the ending search date in the MMDDYYYY format.  <b>Note:</b> The <b>Date Requested</b> is the date considered when using the From Date and To Date parameters.
	<b>Status</b>	Click  to select a status to be included in the search.
	<b>Vendor Number</b>	Type the vendor number.
	<b>Vendor Name</b>	Type the vendor name.
	<b>Requestor Name</b>	Type the requestor name.
	<b>Bid Category</b>	Type the bid category code.
Click <b>Retrieve</b> . Requisitions and purchase orders that you have submitted but that have not been received are displayed in the three grids.		

In the top grid, click  to inquire about the selected requisition. The requisition information from the [Create/Modify Requisition](#) page is displayed.

Field	Description
<b>Status</b>	The current status of the requisition is displayed.

The middle grid displays each item included in the requisition.

<b>Accounts</b>	Click to view details of the account associated with the individual item.
<b>Item</b>	The item number from the list of items on the requisition is displayed.
<b>Item Apprvl Stat</b>	The current status of the requisition is displayed.
<b>Item Recv Stat</b>	The current status of the requisition is displayed.
<b>Catalog Nbr</b>	The catalog number for the item is displayed.
<b>Description</b>	The name of the item is displayed.
<b>Unit of Issue</b>	The unit size for each item is displayed.
<b>Unit Price</b>	The price per unit for each item is displayed.
<b>Quantity</b>	The quantity per line item is displayed.
<b>Sub Total</b>	The subtotal per line item is displayed.
<b>Discount %</b>	The discount percentage per item is displayed.
<b>Discount Amt</b>	The discount dollar amount per item is displayed.
<b>Freight Elig</b>	The amount of eligible freight per item is displayed.
<b>Freight %</b>	The percentage of freight per item is displayed.
<b>Freight Amt</b>	The total freight amount per item is displayed.
<b>Total</b>	The total dollar amount per line item is displayed.

The bottom grid displays the list of approvers for the requisition and the requisition originator

(sequence 0).