



## Interface to Finance:



# Table of Contents

**Interface to Finance:** ..... i

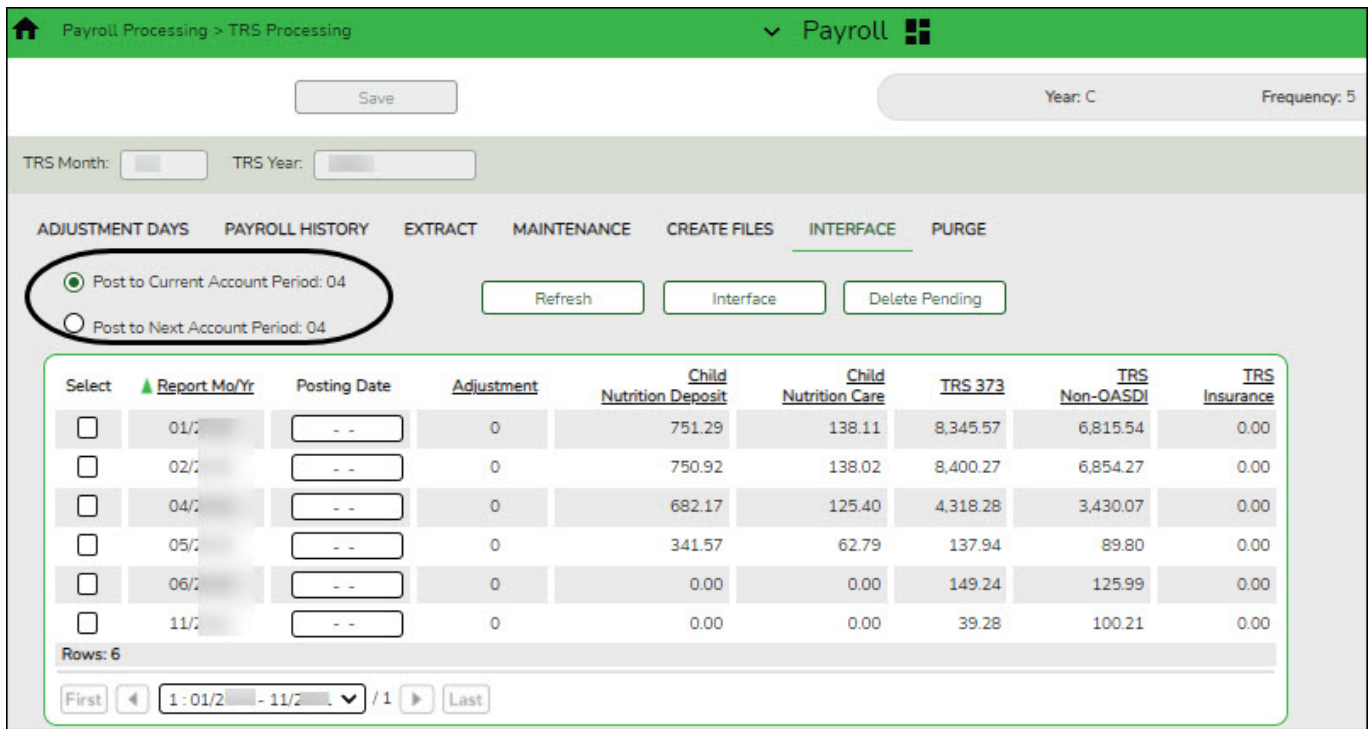


**Payroll > Payroll Processing > TRS Processing > Interface**

This tab provides a list of journal vouchers that have not been interfaced to Finance. The journal vouchers listed can be interfaced to the current or next accounting period in Finance. In addition, you can delete journal vouchers that have not been interfaced to Finance.

**Interface to Finance:**

The **TRS Month** and **TRS Year** fields are disabled on this tab.



Select one of the following posting options:

- **Post to Current Account Period: XX**
- **Post to Next Account Period: XX**

If applicable, you can post to the next accounting period if the current accounting period is closed.

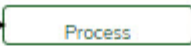

A list of unposted journal vouchers is displayed.

Select the transactions to be interfaced.

Field	Description
<b>Report Mo/Yr</b>	The TRS reporting month and year are displayed.
<b>Posting Date</b>	Type the posting date or select a date from the calendar to be used when interfacing the JV to Finance.
<b>JV Number</b>	The six-character JV number is displayed.
<b>Adjustment</b>	This field displays the number of times the extract is processed when using the <b>Insert New Records</b> extract option prior to performing an interface.

Field	Description
<b>Child Nutrition Deposit</b>	This field displays the calculated child nutrition deposit amount based on the processed extract.
<b>Child Nutrition Care</b>	This field displays the calculated child nutrition care amount based on the processed extract.
<b>TRS 373</b>	This field displays the calculated TRS373 amount.
<b>TRS Non-OASDI</b>	This field displays the calculated Non-OASDI amount.
<b>TRS Insurance</b>	This field displays the employer contribution amount. Additionally, this field creates the journal for the entries and interfaces to Finance when the TRS insurance amount is greater than zero.

Click **Interface**. The General Journal Transactions and Fund Transfer preview reports are displayed. [Review the report.](#)

---

Date Run:  
Cnty Dist:
**General Journal Transactions**  
ISD
Page: 1 of 18  
File ID: C

Record Type: Child Nutrition  
 JV Number: TR0118 04  
 Adjustment Number: 0  
 Fund: [blurred]

Fno-Obj-So-Org-Prog	JV Nbr	Reason	Debit(+) Amount	Credit(-) Amount
[blurred]	TR0118	TRS 489 Child Nutrition Care	0.00	-62.50
[blurred]	TR0118	TRS 3 Child Nutrition Deposit	0.00	-340.00
[blurred]	TR0118	TRS 489 Child Nutrition Care	62.50	0.00
[blurred]	TR0118	TRS 3 Child Nutrition Deposit	340.00	0.00
<b>Fund Totals:</b>			<b>402.50</b>	<b>-402.50</b>

Click **Process**. If the selected transactions are successfully interfaced to Finance, a process successful message is displayed, the report window is closed, and the selected row (transaction) is deleted from the grid.

Click **Cancel** to cancel the interface and close the report window.