



addmodifyarecord

Table of Contents

addmodifyarecord i

The record count is displayed under **Nbr of Records**. The **+** button is not displayed if there are existing records for the ED20, ED25, and ED90.

Payroll Processing > TRS Processing

Save Year: C Frequency: 5

TRS Month: TRS Year:

ADJUSTMENT DAYS PAYROLL HISTORY EXTRACT **MAINTENANCE** CREATE FILES INTERFACE PURGE

Employee: 000249 Retrieve

TRS Month: TRS Year:

Employee Demographic (ED) Type	Nbr of Records	Select	Delete	Add
ED20 Demographic	1			
ED25 Demographic Adj	0			
ED40 Contract & Position	0			
ED45 Contract & Position Adj	0			
ED90 Termination	0			

Regular Payroll (RP) Type	TRS Position Code	Days Worked	Total Gross Pay	Adj Mo/Year	Select	Delete	Add
RP20 Regular Payroll	01 Professional staff	0	3,113.00				
RP25 Regular Payroll Adj							

Employment After Retirement (ER) Type	Nbr of Records	Select	Delete	Add
ER20 Employment of Retirees	0			
ER25 Add Adj	0			
ER27 Edit Adj	0			

Click to view the record details. The corresponding maintenance pop-up window is displayed with the record details.

ED40 Contract & Position

Emp Nbr: 000249 Staff ID/SSN: 112-79-8767 Name: DE HOYOS, DEANNA STAR DOB: 06-25-1952 Gender: F - Female

Position

TRS Membership Eligibility: TRS Position Code: 01 - Professional staff

ERS Retiree Health Elig: Employment Type: F - Half-Time or more

FTE Hrs: 0 Pay Unit/Salary Flag: S - Salary

Hrly Pay Rate: 25.00

Contract

Employment Start Date: 11-01- RE Pays Social Security: M - Subject to medicare

Contract Begin Date: 11-01- Non-Standard Work Week:

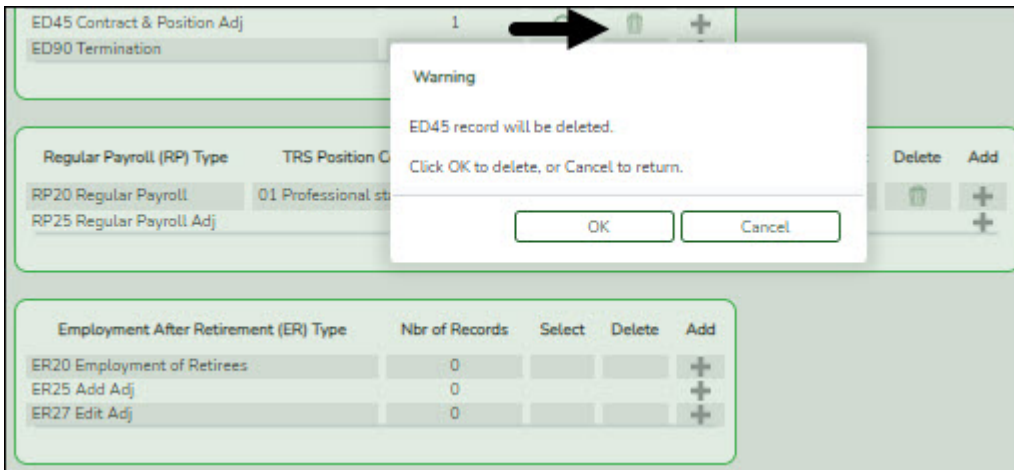
Contract End Date: 11-01-

Save Close

If there are multiple records for a record type (ED40, ED45, ER25, ER27), click to toggle between the records.

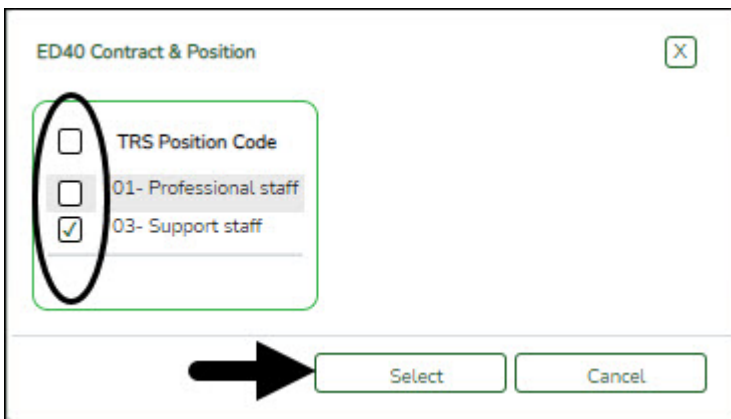
- Make the necessary changes and click **Save**.
- Click **Close** to close the pop-up window.

Click to delete a record. A warning message informing you that the selected record type will be deleted is displayed.

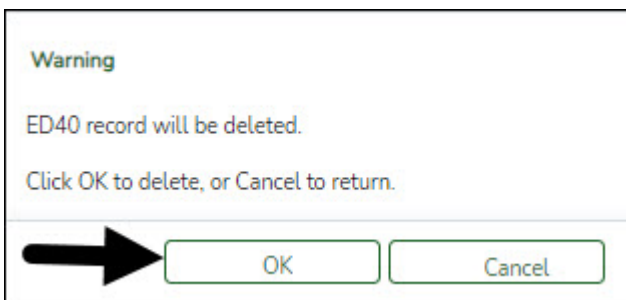


- Click **OK** to delete the record.
- Click **Cancel** to return to the Maintenance page without deleting the record.

For record types that may have multiple records (ED40, ED45), a pop-up window with a list of TRS position codes for the existing records is displayed. Select the TRS position code records to be deleted.



Click **Select**. A warning message informing you that the selected record type will be deleted is displayed.



- Click **OK** to delete the record.
- Click **Cancel** to return to the Maintenance page without deleting the record.