



# modifierrecord

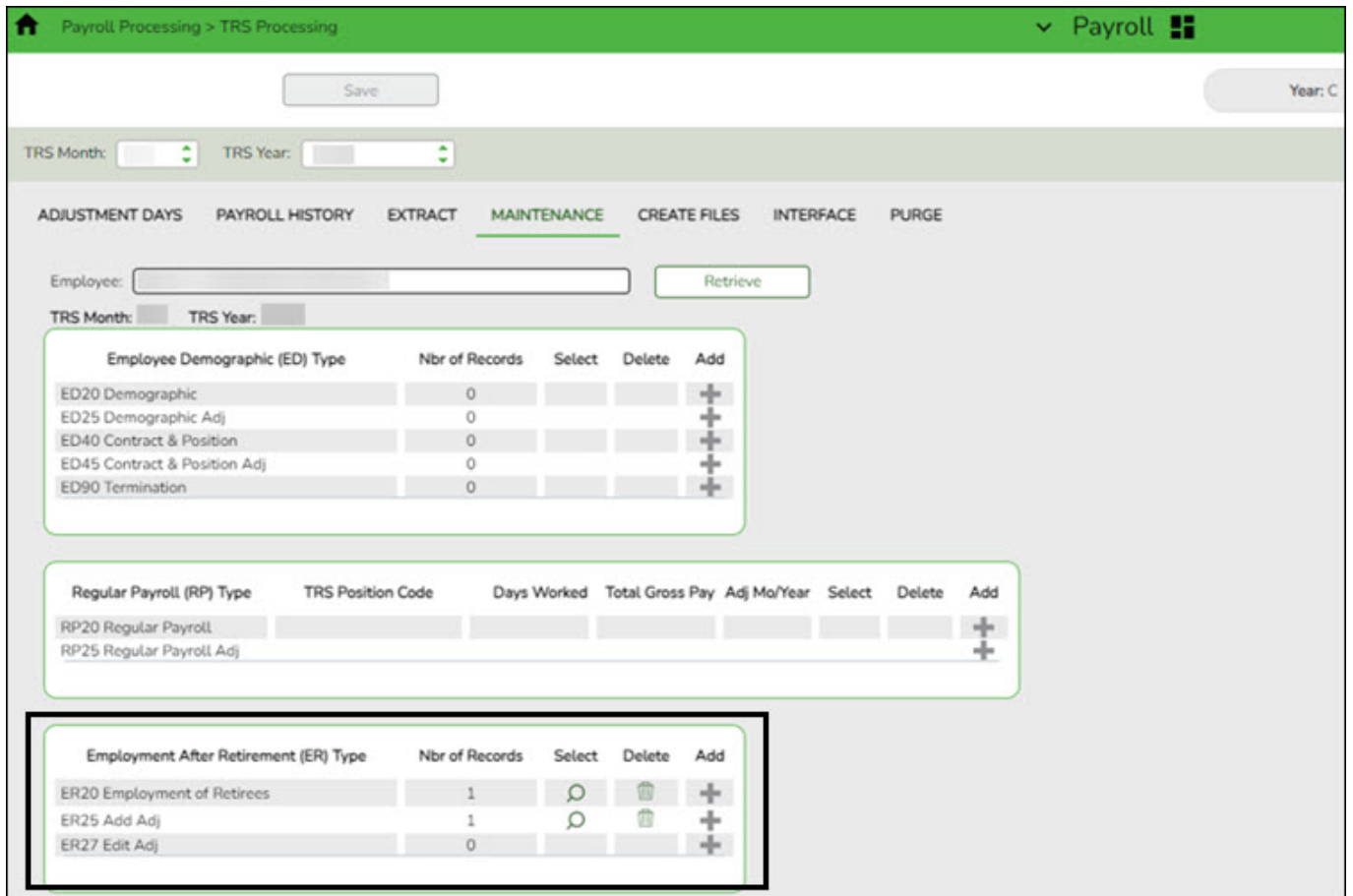



# Table of Contents



**modifyrecord** ..... i




The record count is displayed under **Nbr of Records**. The **+** button is not displayed if there are existing records for the ER20, ER25, and ER27.

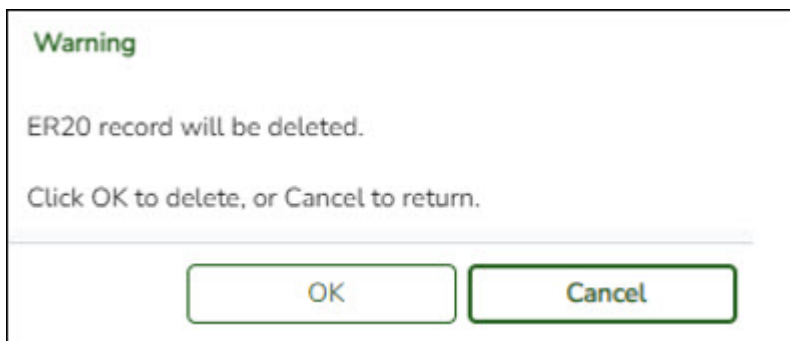


Click  to view the record details. The corresponding maintenance pop-up window opens with the record details.

If there are multiple records for a record type (ED40, ED45, ER25, ER27), click   to toggle between the records.

- Make the necessary changes and click **Save**.
- Click **Close** to close the pop-up window.

Click  to delete a record. A warning message informing you that the selected record type will be deleted is displayed.



- Click **OK** to delete the record.
- Click **Cancel** to return to the Maintenance page without deleting the record.