



update_positions

Table of Contents

update_positions i

Note: If your LEA comes across a situation where teachers are not being captured in the ASCENDER Student system for grade reporting or scheduling, contact your regional ESC consultant for guidance.

[Position Management > Maintenance > PMIS Position Modify](#) or [PMIS Supplement Modify](#)

The screenshot displays the 'PMIS Position Modify' interface. At the top, there is a 'Save' button and a search area with 'Position Number' (PTEACHER) and 'Position Description' (TEACHER). Below this is a table with columns: Details, Billet, Sch YR, Description, Status, Freq, Emp Nbr, First Name, Middle Name, Last Name, and Gen. The table lists several positions, with the one for Wendy Charles Wilson (Emp Nbr: 001185) highlighted in green. Below the table are navigation buttons (First, 1/6, Last) and tabs for POSITION RECORD, DISTRIBUTION, DATE, and BUDGET. The 'Occupant' section shows details for Employee Nbr: 001185, Employee Name: WENDY CHARLES WILSON, and various dates and rates. The 'Position' section includes fields for Status (Active), Frequency (Monthly NFR), School Year (2024), Job Code (1000 - TEACHER), and other employment parameters.




If working on the Distribution tab, you must select an account code from the autosuggest drop down in the **Account Code** field versus typing in the full account code in order to validate against the grant code table.

If necessary, use one of the following options to vacate an employee from a position:

Option 1: It is best practice to use the [Position Management > Utilities > Vacate Employee from Forecast Positions](#) page to vacate a position.



Typically, when an employee decides to leave the LEA at the end of the year, the employee is paid off in payroll at the end of their contract; therefore, no additional action is necessary for the current year. However, in the forecast records, the employee must be removed from all existing positions.

Utilities > Vacate Employee from Forecast Positions Position Management

Save 

VACATE EMPLOYEE FROM FORECAST POSITIONS

Employee: 000075

Vacate	Details	Accept Chgs	Position Type	Position Number	Position Description	Billet	Sch YR	Job Code	Status
<input checked="" type="checkbox"/>		<input checked="" type="checkbox"/>	P	P6B4A217	LEAD WELLNESS/PE FACILITATOR	00001	2025	A217 - LEAD WELLNESS FACILITATOR	A
<input checked="" type="checkbox"/>		<input checked="" type="checkbox"/>	S	S64TV	TRAVEL	00009	2025		A

Occupant Information

Job Code: A217 - LEAD WELLNESS FACILITATOR Primary Job: Percent Day Employed: 100 Percent Year Employed: 100

Pay Concept: Midpoint Pay Grade: AP3 Contracted emp State Step: 20 Begin Date: 07-15-2024 End Date: 06-13-2025 Payoff Date: 08-15-2025

Max Days: 210.0 Days Off: 0.0 Nbr Days Employed: 210.00 Hours Per Day: 0.000 Hourly/Daily Rate: 384.688 Actual Salary: 80,784.00 Remaining Payments: 12

Primary Campus: 903 - 903 School Dept: 0 Calendar Code: 38 TRS Member Pos: 01 - Professional staff Incr Eligible:

Distribution Information

Activity Code	Account Code	Grant Code	Workers' Comp	Expense 373	Employer Contribution	Percent	Amount	Dup Acct
80 - Base Salary	199-13-6119.00-903-511000		A	<input checked="" type="checkbox"/>	<input checked="" type="checkbox"/>	70.000	56,548.80	
80 - Base Salary	101-35-6119.00-938-599000		A	<input checked="" type="checkbox"/>	<input checked="" type="checkbox"/>	30.000	24,235.20	
Totals:						100.000	80,784.00	

- Retrieve the employee's position record.
- Select the **Vacate** check box for each position.
- Click **Save**.

Option 2: Use the [Position Management > Maintenance > PMIS Forecast Change](#) page (only available in the next year payroll) to change an employee from one position to another. A list of the employee's existing positions is displayed with a section to either enter a new position or vacate a position.

FORECAST POSITION CHANGE

Employee:

Current Forecast Positions

Details	Position Number	Position Description	Billet	Sch YR	Job Code	Status
	PTEACHER	SOCIAL STUDIES	00607	2024	1000 - TEACHER	A

Occupant Information

Recalculate Position Vacate Ignore Pct of Day for Salary Calcs: Ignore Pct of Yr for Salary Calcs:

Job Code: 1000 - TEACHER Primary Job: Percent Day Employed: Percent Year Employed:

Pay Concept: Annual Pay Grade: Pay Step: Schedule: State Step: Begin Date: End Date: Payoff Date:

Max Days: Days Off: Nbr Days Employed: 183.00 Hours Per Day: Hourly/Daily Rate: Actual Salary: 53,804.00 Remaining Payments:

Primary Campus: Dept: Calendar Code: 10 TRS Member Pos: 02 - Teacher, librarian Incr Pay Step: Exclude Days for TEA:

Distribution Information

Delete	Activity Code	Account Code	Grant Code	Workers' Comp	Expense 373	Employer Contribution	Percent	Amount	Dup Acct
	80 - Base Salary	199-11-6119.00-001-411000		A	<input checked="" type="checkbox"/>	<input checked="" type="checkbox"/>	100.000	53,804.00	
Totals:							100.000	53,804.00	