



grantandprojectcodes

Table of Contents


grantandprojectcodes	i
Grants and Projects Table	1

Grants and Projects Table


Grants and Projects > Tables > Grants and Projects Table

This page is used to define grant codes that can be tracked in the Grants and Projects application.

Add or modify a grant/project code:


Add a new code	OR	Retrieve an existing code	Field	Description
			Grant/Project Code	Type a grant/project code, or click  to select a code from the Grant and Project Codes lookup .
			Description	The grant/project code description is displayed.
<input type="checkbox"/> Click Retrieve . The grant record is displayed.				

Update the following fields as needed:

Field	Description
Status	Click  to select the code status (<i>A - Active</i> or <i>I - Inactive</i>).
NOGA/Project Nbr	Type the Notice of Grant Award (NOGA) or project number. This field is optional.
CFDA Nbr	Type the Catalog of Federal Domestic Assistance (CFDA) number that was assigned to the grant when awarded by the Federal government. This field is optional.
Begin Date	Type the beginning date of the grant. Or, select a date from the calendar. This field is optional.
End Date	Type the ending date of the grant. Or, select a date from the calendar. This field is optional.

In the grid:

Click **+Add** to add rows as needed.

GL File ID	Select the one-character file ID. Note: Duplicate account entries are allowed for different file IDs.
Account Code	Type all or some of the desired account code, or click  in each field of the lookup to select the appropriate account code components from the Account Codes lookup. The selected account code component is populated in the corresponding Account Code field.
Description	The account description is displayed.

Other functions and features:

Delete	Click to delete the grant/project code that is retrieved on the page. A message is displayed asking you to confirm the deletion. Click OK to delete the record. Otherwise, click Cancel to return to the Grants and Projects page without deleting the record.
---------------	---