



SSA Alternate Approvers - GRT2140

Table of Contents


SSA Alternate Approvers - GRT2140	i
SSA Alternate Approvers	1

SSA Alternate Approvers

Grants and Projects > Tables > SSA Alternate Approvers


This page is used to set up an alternate approver if the original approver is not available to perform the necessary approval duties for budget revisions and reimbursement requests.


View a record:

Field	Description
Grant Type	Begin typing a grant type or description. As you type the data, a drop-down list of corresponding data is displayed. Select a grant type. If the grant type or description is not known, click  to select a grant type from the Grant Types lookup or press the Spacebar to view a list of grant types.

Click **Retrieve**. If an approval workflow exists, the list of approvers is displayed and you can make changes as needed.

Add an alternate approver:

Field	Description
Workflow Type	Click  to select a specific workflow type (i.e., Budget Amendment Request, Warehouse, etc.). The existing list of approvers from the SSA Approval path page and their existing alternate approvers for the specified workflow is displayed.
Approver Emp Nbr	The employee number of the approver is displayed.
Approver Name	The name of the approver is displayed.

Field	Description
Use Alternate	<p>Select to use the alternate approver instead of the approver. If selected, and no date range is entered in the From Date and To Date fields, the alternate approver becomes the approver.</p> <p>If selected, and no date range is entered in the From Date and To Date fields, all pending requests are updated with the alternate approver for the selected original approver.</p> <p>If selected, and a date range is entered in the From Date and To Date fields, all pending requests are updated with the alternate approver for the selected original approver if today's date falls on or between the from and to dates.</p> <p>If selected, and a date range is entered in the From Date and To Date fields, and today's date is outside the range of the from and to dates, no updates occur for the selected original approver.</p> <p>If not selected, and/or a date range is entered in the From Date and To Date fields, no updates occur for the selected original approver.</p> <p>If selected, and then cleared, the alternate approver for all pending requests reverts to the original approver and an email message is sent to the original approver. This includes updating the workflow datetimestamp to today's date to reset the reminder days for the original approver.</p>
Alternate Emp Nbr	Type an employee number or click  to select one from the Approver Directory .
Alternate Approver Name	The selected alternate approver name is displayed based on the Alternate Emp Nbr field.
From Date	Select a date from the calendar on which the selected employee will begin serving as the alternate approver.
To Date	Select a date from the calendar on which the selected employee will end serving as the alternate approver.

Click **Save**.

Other functions and features:

Clear Row	Click to delete an alternate approver and click Save .
------------------	---