



extractpayrollaccountcodes

Table of Contents

extractpayrollaccountcodes	i
Extract Payroll Account Codes - HRS4400	1

Extract Payroll Account Codes - HRS4400

Human Resources > Next Year > Interface NY Payroll to NY Budget > Extract Payroll Account Codes

This tab extracts the annual salaries for employees, and then calculates taxes and employer contributions based on those salaries. The information is stored in an interface table which is used to update next year's budget.

Notes:

- Before running this function, make sure that the employee master file, the account distribution file, and the deduction file are updated for each employee. The employee's status flag must indicate an active employee, and the data in the employee's file which is normally used for calculating deductions and distributions must be updated and reviewed.
- This function can be run for one or more combinations of next year pay periods (i.e., D, E, and F).
- In addition, this function can be run for one payroll period at a time, for one campus at a time, or from one to all active employees at a time. During the extract processing, none of the next year files are changed, so this function can be run repeatedly.
- The last run for extracting and interfacing must be done for all campuses, payroll pay periods, and active employees.
- When calculating the next year payroll amounts for type 3 and/or type 4 jobs for employees, the **Estimated Annual Salary** Amount field from the Maintenance > Staff Job/Pay Data > Distributions tab is used as the annual salary amount.
- If the employee has multiple type 3 and/or type 4 jobs within different payroll frequencies, the estimated annual salary is equally shared for each of the pay frequencies affected.
- If the employee has multiple type 3 and/or type 4 jobs within the same payroll frequencies, a portion of each estimated annual salary is applied to each job, based on the job percent applied.

Example:

If the **Estimated Annual Salary Amount** field is not populated, the job contract amount is used. The employee must have master distribution records to be included in the extract process.

- In order for a type 3 or type 4 job to be included in the extract, the employee's pay status should be active, and the selected pay frequency must have a type 3 or type 4 job in the Job Info tab.
- The payroll account codes extracted include salaries, overtime, FICA, Medicare, health insurance, workers' compensation, unemployment, TRS 373, TRS grant deposit, TRS-Care annuities, deferred compensation, TRS on behalf, taxable and nontaxable business allowances, TRS supplemental compensation, TRS health insurance, and TRS-Care employer contribution.
- When calculating the number of periods used for retired employees (and Take Retiree Surcharge is selected in the Maintenance > Staff Job/Pay Data > Distributions tab), the following rules apply. If the employee also has an RI deduction code, the retiree periods used are based on the primary job.

Note: Using the formula below, the system does not know how the pay dates for the new school year are set up. Therefore, semimonthly is charged two additional payments. It would be possible for the first and last payments to be for partial months worked, which would require the surcharge to be paid (per TRS legislation). Then, the surcharge would possibly be required for eleven months.

For each job:

retirement periods = number of times a district is charged a surcharge for a retired employee



- For pay frequency = 6
retirement periods = number of months in contract
- For pay frequency = 4 and 5
retirement periods = 26 - ((12 – number of months in contract) x 2)
- For pay frequency = 4
If the employee has a workers' compensation code, and workers' compensation payments = number of months in contract.
Then, retirement periods = number of months in contract (if pay frequency 4 is set up with number of months in contract greater than 12)
- Budget retiree pension surcharge = ((annual standard gross for job/number annual payments) x retirement periods) x (TRS district rate (6.58%) + TRS rate (6.4%))
- Budget retiree TRS surcharge = RI deduction code employer contribution x retirement periods

Modify a record:

Under **Next Year Frequency**, select from the following payroll frequencies:


- **D - Biweekly**
- **E - Semimonthly**
- **F - Monthly**

If the user is not authorized to access a payroll frequency, it is disabled.

Field	Description
Pay Campus	The system is set to All, but you can click  to select all employees from a specific pay campus. You will only have access to the Pay Campus drop-down field if you have security access to next year payroll frequencies.
Primary Campus	The system is set to All, but you can click  to select all employees from a specific primary campus. You will only have access to the Primary Campus drop-down field if you have security access to next year payroll frequencies.
TRS On Behalf Expenditure Account	type either a full or partial account code to be used as an expenditure account for the TRS on behalf. Any position of the account components can be set (e.g., the fund can be XX2) except the object component which is always set to 6144, regardless of what is entered. Note: If Summarize Benefits Interface is selected on the District Human Resources Options page, the subobject, ed span, and project detail account code components are set to zero regardless of what is entered.

Field	Description
Hourly emp deductions remaining payments	Type a default remaining deduction value to be used. The value is used in the extract process if the employee's primary job is a pay type 3, and the number of remaining deductions for a deduction code is equal to 99. If the employee's primary job is a pay type 1 or 2, and the number of remaining deductions for a deduction code is equal to 99, the number of annual payments for the job is used.
Enter the Starting Accounting Period for the Finance Fiscal Year	Type the month the district uses as the first fiscal accounting period. The value is used to determine the number of payments the system should use when calculating the employer TRS contribution for new employees for budget purposes. Annual payments are based on the primary job. The following formula is used: formula

Other functions and features:

 Delete a row. Click to delete a row. The row is shaded red to indicate that it will be deleted when the record is saved.
