



# leaverates



# Table of Contents

|                                    |          |
|------------------------------------|----------|
| leaverates .....                   | i        |
| <b>Leave Rates - HRS2100</b> ..... | <b>1</b> |



# Leave Rates - HRS2100

**Human Resources > Tables > Leave > Leave Rates**


This tab is used to create multiple dock types and amounts for each leave type. It allows you to set the order in which the multiple dock types are applied to the leave type records, and establish the duration of the dock type. Duration is cumulative from the beginning of the school year (e.g., Leave type 01 can have three dock types (F, H, and D); in the order 1, 2, 3; for durations of 15, 5, and blank days). See the following example:


| Leave Type | Description Long | Order | Duration | Dock Amount | Dock Type       |
|------------|------------------|-------|----------|-------------|-----------------|
| 01         | Regular          | 1     | 15       | \$50.00     | D-Table defined |
| 01         | Regular          | 2     | 5        |             | H-Half day      |
| 01         | Regular          | 3     |          |             | F-Full day      |

- The first 15 days of leave type 01 is docked at the rate of \$50.00 per day.
- The next five days of leave type 01 are docked at the half-day rate.
- Any leave type 01 days used in excess of the previous 20 days is docked at the full-day rate.

## Create leave rates:


Click **+Add** to add a row. Leave type codes are created on the Leave Type Description tab and must exist there to be used on this tab.

| Field                   | Description   |
|-------------------------|---|
| <b>Leave Type</b>       | Click  to select a code from the drop-down list.   |
| <b>Description Long</b> | The field is populated automatically when the user selects a leave type code.   |
| <b>Status</b>           | The field displays the leave type status. A row cannot be edited if the leave type status is set to I - Inactive on the Leave Type tab.   |
| <b>Order</b>            | Type the sequence in which the record is to be used (e.g., 1, 2).   |
| <b>Duration</b>         | Type the number of units (days or hours) that the dock type for this leave will be in effect.<br><br>When populated, this number causes the payroll calculation program to accumulate up to that number of units per school year, while docking using the selected dock type.<br><br>A blank or zero in this field docks all units or remaining units while docking using the selected dock type. |

| Field   | Description   |   |   |   |   |  |  |   |  |                                   |  |   |  |
|---|---|---|---|---|---|--|--|---|--|-----------------------------------|--|---|--|
| <b>Dock Type</b>  | <p>Click  to select a dock type code. When an employee has multiple jobs, any dock amounts calculated or applied are distributed among the jobs based on the job percent assigned. This calculation is done first by accumulating the total percent assigned for all jobs being paid. Then, the amount of dock to be applied to the job is calculated using the following formula: Current Job Dock Amount = Total Dock Amount x (Pct assigned current job/pct assigned all paid jobs). The Current Job Dock Amount is then distributed across the master distribution account codes for the job based on the account percents. Options for dock type are as follows:</p> <table border="1" data-bbox="336 461 1477 1458"> <tr> <td data-bbox="336 461 1015 786">F - Full daily rate (uses the daily rate from the Job Info tab)</td> <td data-bbox="1019 461 1477 786">                     Pay types 1 and 2 use the daily rate for jobs where the contract balance is greater than zero.<br/><br/>                     Pay types 3 and 4 use the daily rate from the Job Info tab for jobs where the employee has hourly transmittals or has hours worked on the Job Info tab.                 </td> </tr> <tr> <td data-bbox="336 792 1015 1117">H - Half daily rate (uses the daily rate from the Job Info tab under Daily Rate divided by 2)</td> <td data-bbox="1019 792 1477 1117">                     Pay types 1 and 2 use the daily rate for jobs where the contract balance is greater than zero.<br/><br/>                     Pay types 3 and 4 use the daily rate from the Job Info tab for jobs where the employee has hourly transmittals or has hours worked on the Job Info tab.                 </td> </tr> <tr> <td data-bbox="336 1124 1015 1225">D - Table defined rate uses the amount entered on the Leave Rate tab, in the <b>Dock Amount</b> field.</td> <td data-bbox="1019 1124 1477 1225">Allows data entry in the <b>Dock Amount</b> field.</td> </tr> <tr> <td data-bbox="336 1232 1015 1299">A - Alternate rate uses the dock rate from the Pay Info tab, in the <b>Dock Rate</b> field.</td> <td data-bbox="1019 1232 1477 1299"></td> </tr> <tr> <td data-bbox="336 1305 1015 1350">N - Don't dock, but accrue leave.</td> <td data-bbox="1019 1305 1477 1350"></td> </tr> <tr> <td data-bbox="336 1357 1015 1458">S - Substitute rate uses the amount the substitute was paid on the Employee/Substitute Transmittal tab.</td> <td data-bbox="1019 1357 1477 1458"></td> </tr> </table> | F - Full daily rate (uses the daily rate from the Job Info tab) | Pay types 1 and 2 use the daily rate for jobs where the contract balance is greater than zero.<br><br>Pay types 3 and 4 use the daily rate from the Job Info tab for jobs where the employee has hourly transmittals or has hours worked on the Job Info tab. | H - Half daily rate (uses the daily rate from the Job Info tab under Daily Rate divided by 2) | Pay types 1 and 2 use the daily rate for jobs where the contract balance is greater than zero.<br><br>Pay types 3 and 4 use the daily rate from the Job Info tab for jobs where the employee has hourly transmittals or has hours worked on the Job Info tab. | D - Table defined rate uses the amount entered on the Leave Rate tab, in the <b>Dock Amount</b> field. | Allows data entry in the <b>Dock Amount</b> field. | A - Alternate rate uses the dock rate from the Pay Info tab, in the <b>Dock Rate</b> field. |  | N - Don't dock, but accrue leave. |  | S - Substitute rate uses the amount the substitute was paid on the Employee/Substitute Transmittal tab. |  |
| F - Full daily rate (uses the daily rate from the Job Info tab)   | Pay types 1 and 2 use the daily rate for jobs where the contract balance is greater than zero.<br><br>Pay types 3 and 4 use the daily rate from the Job Info tab for jobs where the employee has hourly transmittals or has hours worked on the Job Info tab.   |   |   |   |   |  |  |   |  |                                   |  |   |  |
| H - Half daily rate (uses the daily rate from the Job Info tab under Daily Rate divided by 2)           | Pay types 1 and 2 use the daily rate for jobs where the contract balance is greater than zero.<br><br>Pay types 3 and 4 use the daily rate from the Job Info tab for jobs where the employee has hourly transmittals or has hours worked on the Job Info tab.   |   |   |   |   |  |  |   |  |                                   |  |   |  |
| D - Table defined rate uses the amount entered on the Leave Rate tab, in the <b>Dock Amount</b> field.  | Allows data entry in the <b>Dock Amount</b> field.  |   |   |   |   |  |  |   |  |                                   |  |   |  |
| A - Alternate rate uses the dock rate from the Pay Info tab, in the <b>Dock Rate</b> field.             |   |   |   |   |   |  |  |   |  |                                   |  |   |  |
| N - Don't dock, but accrue leave.   |   |   |   |   |   |  |  |   |  |                                   |  |   |  |
| S - Substitute rate uses the amount the substitute was paid on the Employee/Substitute Transmittal tab. |   |   |   |   |   |  |  |   |  |                                   |  |   |  |
| <b>Dock Amount</b>  | <p>The <b>Dock Amount</b> field is a display-only field if a code other than D - Table defined (e.g., F - Full daily rate, H - Half daily rate) is entered in the <b>Dock Type</b> field. If the <b>Dock Type</b> field is set to D - Table defined, type the amount that the dock type code deducts for this leave code (e.g., \$30.00, \$50.00).</p>  |   |   |   |   |  |  |   |  |                                   |  |   |  |

Click **Save**.

**Other functions and features:**

|   |
|---|
|  <a href="#">Delete a row.</a><br>Click to delete a row. The row is shaded red to indicate that it will be deleted when the record is saved. |
|---|