



localannual

Table of Contents

localannual	i
Local Annual - HRS2300	1

Local Annual - HRS2300



Human Resources > Tables > Salaries > Local Annual

This tab is used to automatically reference the correct annual salary for employees, based on their pay grade, pay step, max days employed, and local schedule code. This table could be used for creation of salaries for those employees, such as teaching staff, whose pay is based on an annual amount with step increases for years of service.

On the Job Codes table, this salary concept could then be attached to the applicable job(s). When the job is selected on the Job Info tab, the system populates the **Base Annual** field automatically in the **Daily Rate** section on that page and can calculate the daily rate based on the number of days employed. In addition, when the Mass Update Salary Calculations feature is used, the system uses this table to extract the correct salary information, perform calculations, and populate many fields on the Job Info tab.

Retrieve existing local annual salary data:

Under **Records**, enter one of the following criteria:


Field	Description
Pay Grade	Click  to select a pay grade from the drop-down list.
Pay Step	Click  to select a pay step from the drop-down list.

Note: To retrieve all local annual salary data, leave the fields blank.

Click **Save**.

Other functions and features:

Retrieve	Retrieve data. The Retrieve button is also used to retrieve information from the last save. If you click Retrieve , any unsaved changes are lost.
-----------------	------------------------------------------------------------------------------------------------------------------------------------------------------------------------------------

Print	<p>Print the code table data. Click to print code table data. The following Credential Code Table options are displayed: Current Tab Page - prints only the tab page currently open. Selected Code Tables - displays the following Credential Code Table Selection options:</p> <p>Major/Minor Table College Table Certification Type Table Specialty Area Table Teaching Specialty Table Service Record Notes Table</p> <p>All Account Code Tables - prints all the Account Codes tab pages. Select an option, and then click OK to view a copy of the report. Otherwise, click Cancel to return to the tab. Review the report.</p>
	<p>Delete a row. Click to delete a row. The row is shaded red to indicate that it will be deleted when the record is saved.</p> <p>Click Save.</p>