



substitute

Table of Contents

substitute	i
Substitute - HRS2300	1



Substitute - HRS2300

Human Resources > Tables > Salaries > Substitute

This tab is used to use the time code descriptions and pay amounts to automate posting of employee substitutes. Once these fields are completed, you can indicate the time worked by a substitute employee by entering only the code in the transmittal for Employee Substitute entries. The system references the descriptions and amounts.

Retrieve existing substitute data:


Under **Records**, enter one of the following:

Field	Description
Sub Type	Click  to select a substitute type from the drop-down list.
Time of Day	Click  to select a time of day from the drop-down list. Leave the fields blank to retrieve all substitute data.

Click **Retrieve**. The substitute data is displayed.

Set up substitute data:

Other functions and features:

 Delete a row.	Click to delete a row. The row is shaded red to indicate that it will be deleted when the record is saved.
---	--