



staffidexport

Table of Contents

staffidexport	i
Staff ID Export - HRS8700	1

Staff ID Export - HRS8700

Human Resources > Utilities > Texas Unique Staff ID Interface > Staff ID Export

This utility is used to export employee demographic information to a file layout that the Texas Education Agency will use to assign a Texas Student Data System (TSDS) unique ID to each employee. Employees in the current and next payroll frequencies (e.g., 4, 5, or 6) who do not have an assigned Texas unique staff ID are exported based on the indicated parameters.

The pay type selection criteria is based on the highest primary job pay frequency with an Active pay status. If the pay status is inactive in all pay frequencies, the criteria will be based on the highest primary job pay frequency with an Inactive pay Status.

Non-employee instructional staff members are included if the **First** and **Last** name, **Sex**, **Date of Birth**, and **SSN** fields are populated, and at least one **Race** is selected on the Maintenance > Non-Employee page in District Administration.

The employee is extracted if the **Original Emp Date** or **Latest Re-Employ Date** is greater than the **Termination Date**.

Export staff ID tables:

Under **School Year**:

- The **From** field is preset and is display only.
- In the **To** field, type the four-digit school year.

Click **Execute** to start the export process.

Notes:

All employees without a Texas Unique Staff ID are exported.

Pay type 1 employees who do not have a termination date are exported.

Pay type 1 employees who have a termination date, and the termination date is between 09-01-**<From School Year>** and 08-31-**<To School Year>** are exported.

Pay type 2 and pay type 3 employees who do not have a termination date and have an employee status of 1, 2, 3, or 8 are exported.

Pay type 2 and pay type 3 employees who have a termination date, and the termination date is between 09-01-**<From School Year>** and 08-31-**<To School Year>** and have an employee status of 1, 2, 3, or 8 are exported.

Long term substitutes (pay type = 4 , TRS member position = 02, and employee status = A) are


exported.


When the employee's termination date is not between 09-01-**<From School Year>** and 08-31-**<To School Year>**, and the original employee date or the latest re-employment date is greater than the termination date, the employee is extracted.

The Texas Unique Staff ID Export Report is displayed.


[Review the report.](#)

Review the report using the following buttons:


Click  to go to the first page of the report.


Click  to go back one page.

Click  to go forward one page.

Click  to go to the last page of the report.

The report can be viewed and saved in various file formats.

Click  to save and print the report in PDF format.

Click  to save and print the report in CSV format. (This option is not available for all reports.) When a report is exported to the CSV format, the report headers may not be included.

Click **X** to close the report window. Some reports may have a **Close Report**, **Exit**, or **Cancel** button instead.

Click **Process** to proceed.

Click **Cancel** to close the report and return to the Staff ID Export tab.